












indian_head_160x220 by Donna Hammell













Legend:

- | | | | | |
|---|---|---|---|---|
|  RHS-324 |  RHS-390 |  RHS-312 |  RHS-360 |  RHS-341 |
|  RHS-319 |  RHS-254 |  RHS-672 |  RHS-347 |  RHS-316 |

indian_head_160x220

Author: Donna Hammell
Copyright: December 2021
Website: www.donnascrochetshoppe.com
Grid Size: 160W x 220H
Design Area: 16.00" x 27.50" (160 x 220 stitches)

Legend:

 [2] RHS 324 Bright Yellow	 [2] RHS 312 Black	 [2] RHS 341 Light Gray
 [2] RHS 319 Cherry Red	 [2] RHS 672 Spring Green	 [2] RHS 316 Soft White
 [2] RHS 390 Hot Red	 [2] RHS 360 Cafe Latte	
 [2] RHS 254 Pumpkin	 [2] RHS 347 Light Periwinkle	

Instructions for using the graph.

GAUGE= 5 STS = 1"
4 ROWS = 1"

I USED SIZE "H" AFGHAN HOOK,USE WHATEVER SIZE GIVES YOU THE CORRECT GAUGE. CAN BE DONE IN AFGHAN STITCH OR SINGLE CROCHET.

EACH SQUARE ON THE GRAPH REPRESENTS 1 STITCH. FOR SINGLE CROCHET READ THE CHART FROM RIGHT TO LEFT, THEN LEFT TO RIGHT. IF USING AFGHAN STITCH ALWAYS READ FROM THE RIGHT.

TO START: CHAIN ONE MORE STITCH THAN GRAPH.

ESTIMATED YARN NEEDED:

CAFE LATTE ;2 OUNCES
BRIGHT YELLOW: 1 OUNCE
CHERRY RED: 2 OUNCES
HOT RED: 2 OUNCES
PUMPKIN: 1 OUNCE
BLACK: 6 OUNCES
SPRING GREEN: SMALL AMT
LT PERIWINKLE: SMALL AMT
LT GRAY: 3 OUNCES
WHITE: 32 OUNCES