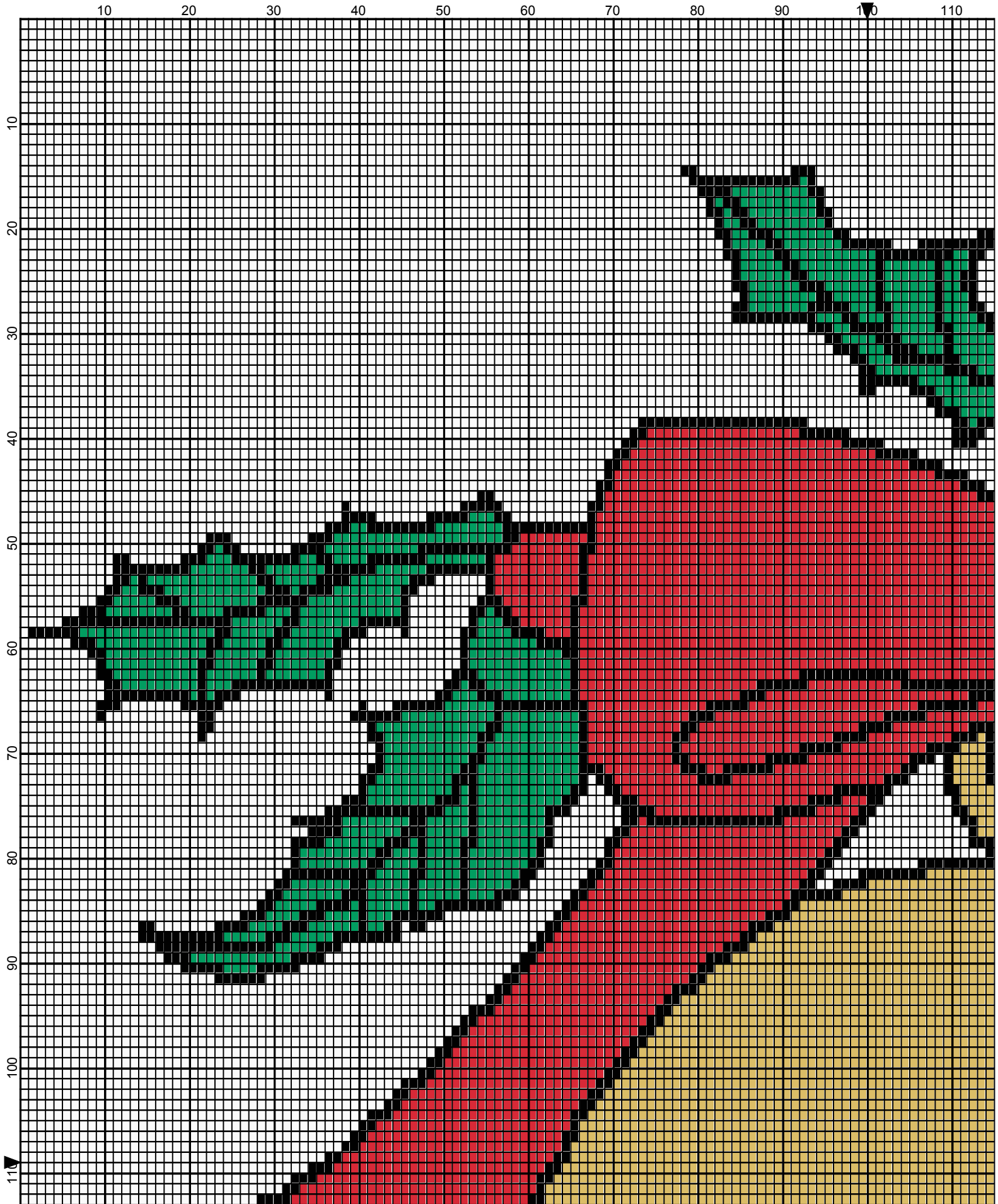



X-Mas Bells by Donna Hammell




November 2008

X-Mas Bells by Donna Hammell




November 2008

X-Mas Bells by Donna Hammell



November 2008

X-Mas Bells by Donna Hammell



November 2008

X-Mas Bells

Author: Donna Hammell
Copyright: November 2008
Website: www.geocities.com/crochetshoppe/patterns.html
Grid Size: 200W x 218H
Design Area: 20.00" x 27.25" (200 x 218 stitches)

Legend:

■ [2] 001 RH012 Black
□ [2] 001 rh001 White

■ [2] 001 RH645 Honey Gold
■ [2] 001 RH912 Cherry Red

■ [2] 001 RH676 Emerald Green

Instructions for using the graph.

GAUGE= 5 STS = 1"
4 ROWS = 1"

I USED SIZE "H" AFGHAN HOOK,USE WHATEVER SIZE GIVES YOU THE CORRECT GAUGE. CAN BE DONE IN AFGHAN STITCH OR SINGLE CROCHET.

EACH SQUARE ON THE GRAPH REPRESENTS 1 STITCH. FOR SINGLE CROCHET READ THE CHART FROM RIGHT TO LEFT, AND THEN LEFT TO RIGHT. IF USING AFGHAN STITCH ALWAYS READ FROM THE RIGHT.

TO START: CHAIN ONE MORE STITCH THAN GRAPH.

YOU WILL NEED TO ADD STITCHES TO MAKE THE PIECE WIDER, AND ADD ROWS TO MAKE IT LONGER. THE DESIGN IS CENTERED, SO ADD STITCHES EVENLY TO BOTH SIDES.

ESTIMATED YARN NEEDED:

BLACK :4 OUNCES
WHITE:22 OUNCES
CHERRY RED: 7 OUNCE
EMERALD GREEN: 2 OUNCES
HONEY GOLD: 11 OUNCES