




January 2012



January 2012










walleye

Author: Donna Hammell
Copyright: January 2012
Website: www.donnascrochetshoppe.com
Grid Size: 200W x 200H
Design Area: 20.00" x 25.00" (200 x 200 stitches)

Legend:

 [2] 536 07391 White	 [2] 536 53246 Lush	 [2] 001 RH111 Eggshell
 [2] 536 07421 Black	 [2] 536 53221 Soft Fern	

Instructions for using the graph.

GAUGE= 5 STS = 1"
4 ROWS = 1"

I USED SIZE "H" AFGHAN HOOK,USE WHATEVER SIZE GIVES YOU THE CORRECT GAUGE. CAN BE DONE IN AFGHAN STITCH OR SINGLE CROCHET.

EACH SQUARE ON THE GRAPH REPRESENTS 1 STITCH. FOR SINGLE CROCHET READ THE CHART FROM LEFT TO RIGHT. IF USING AFGHAN STITCH ALWAYS READ FROM THE RIGHT.

TO START: CHAIN ONE MORE STITCH THAN GRAPH.

YOU WILL NEED TO ADD STITCHES TO MAKE THE PIECE WIDER, AND ADD ROWS TO MAKE IT LONGER. THE DESIGN IS CENTERED, SO ADD STITCHES EVENLY TO BOTH SIDES.

ESTIMATED YARN NEEDED:
BLACK ; 7 OUNCES
LUSH/MEDIUM GREEN:1 OUNCE
SOFT FERN/LT GREEN: 6 OUNCES
WHITE: 3 OUNCES
BACKGROUND: 28 OUNCES