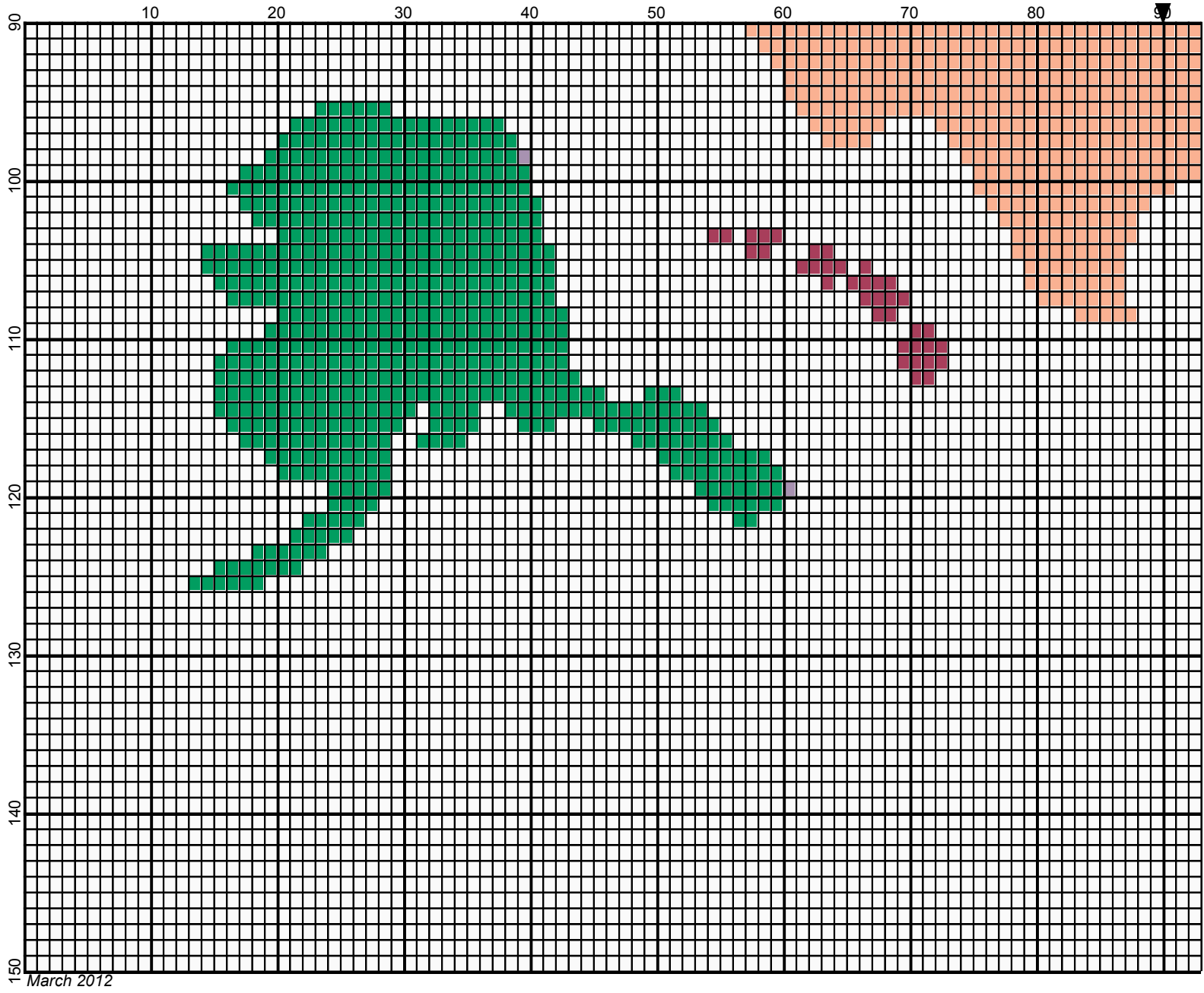
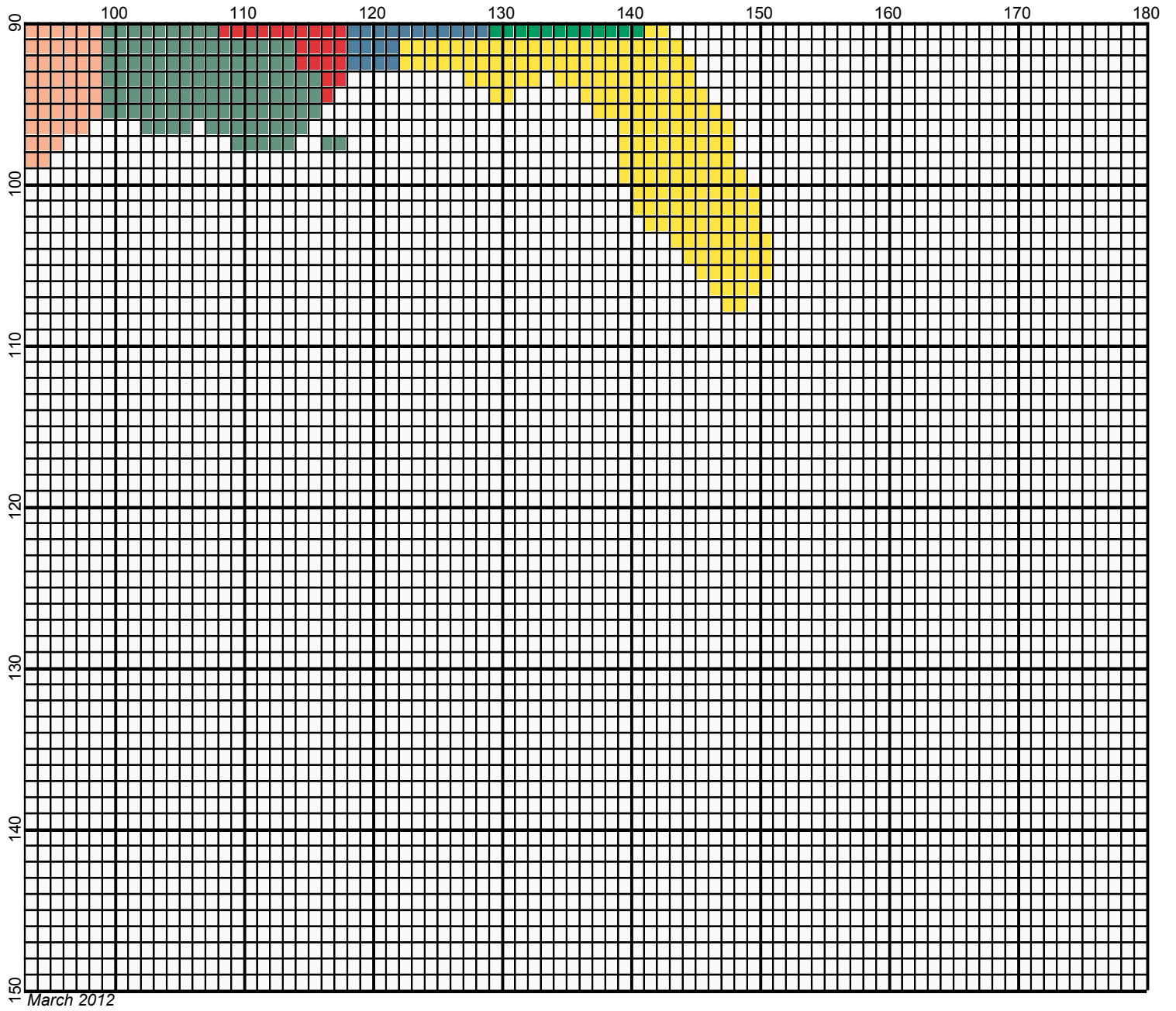


March 2012



March 2012







March 2012

# usa\_horizontal

---

**Author:** Donna Hammell  
**Copyright:** March 2012  
**Website:** www.donnacrochetshoppe.com  
**Grid Size:** 180W x 150H  
**Design Area:** 18.00" x 18.75" (180 x 150 stitches)

## Legend:

 [2] 001 RH818 Blue Jewel	 [2] 001 RH822 True Blue	 [2] 001 RH631 Light Sage
 [2] 001 RH676 Emerald Green	 [2] 001 RH230 Yellow	 [2] 001 RH849 Olympic Blue
 [2] 001 RH579 Light Lavendar	 [2] 001 RH761 Light Berry	 [2] 001 RH882 Country Blue
 [2] 001 RH246 Sea Coral	 [2] 001 RH902 Jockey Red	 [2] 001 rh001 White
 [2] 001 RH253 Tangerine	 [2] 001 RH286 Bronze	

Instructions for using the graph.

GAUGE= 5 STS = 1"  
4 ROWS = 1"

I USED SIZE "H" AFGHAN HOOK, USE WHATEVER SIZE GIVES YOU THE CORRECT GAUGE. CAN BE DONE IN AFGHAN STITCH OR SINGLE CROCHET.

EACH SQUARE ON THE GRAPH REPRESENTS 1 STITCH. FOR SINGLE CROCHET READ THE CHART FROM RIGHT TO LEFT, AND THEN LEFT TO RIGHT. IF USING AFGHAN STITCH ALWAYS READ FROM THE RIGHT.

TO START: CHAIN ONE MORE STITCH THAN GRAPH.

IF YOU NEED TO MAKE THE PIECE WIDER ADD AN EVEN NUMBER OF STITCHES TO BOTH SIDES, AND ADD ROWS TO MAKE IT LONGER. THE DESIGN IS CENTERED, SO ADD STITCHES EVENLY TO BOTH SIDES.

## ESTIMATED YARN NEEDED:

RED: 1 OUNCE  
WHITE: 18 OUNCES  
BLUE JEWEL: 1 OUNCE  
EMERALD GREEN: 2 OUNCES  
LT LAVENDAR: 1 OUNCE  
SEA CORAL: 2 OUNCES  
BRONZE: 1 OUNCE  
LT SAGE: 1 OUNCE  
TANGERINE: 1 OUNCE  
TRUE BLUE: 1 OUNCE  
YELLOW: 2 OUNCES  
LT BERRY: 1 OUNCE  
OLYMPIC BLUE: 1 OUNCE  
COUNTRY BLUE: 1 OUNCE