



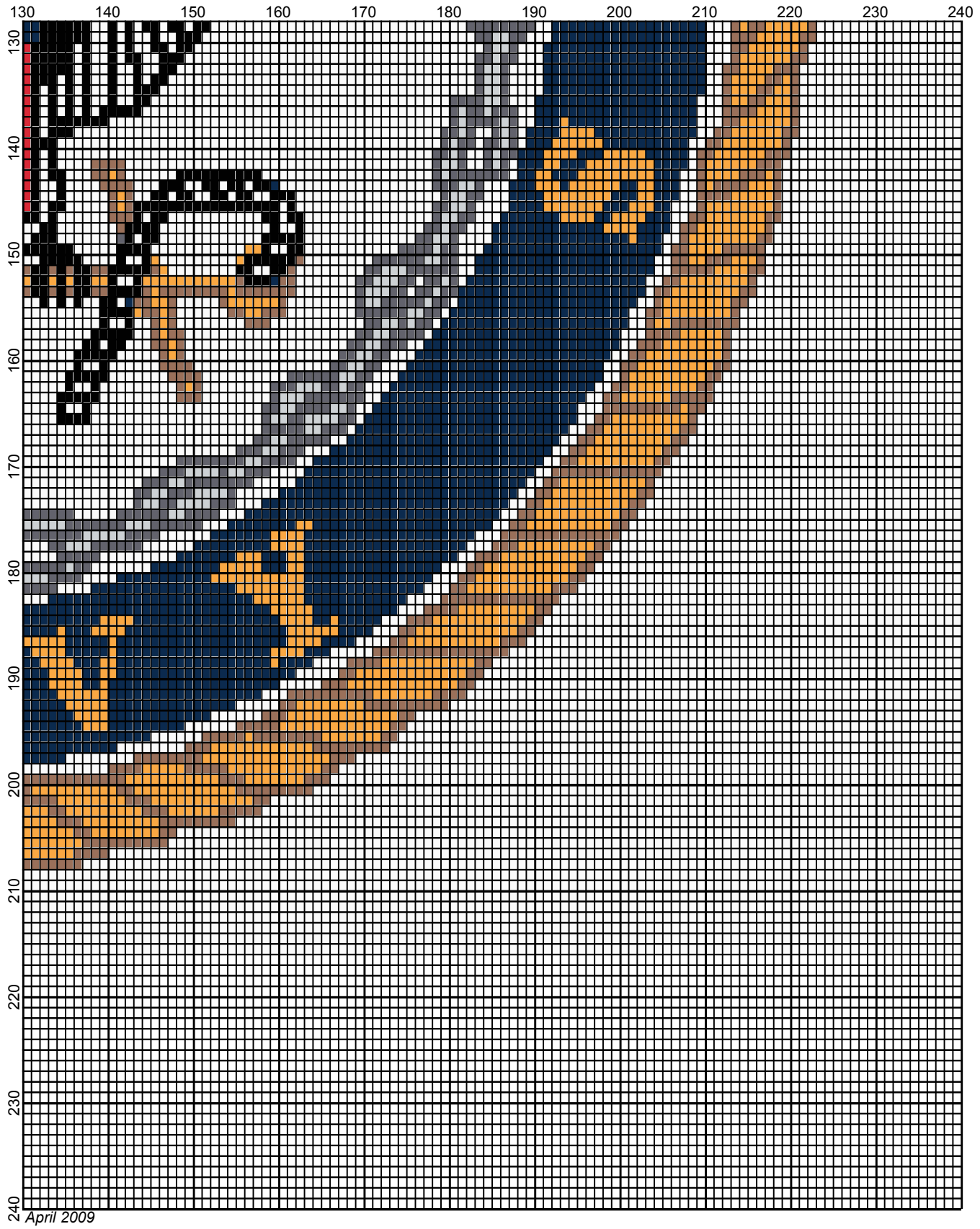
April 2009



April 2009



April 2009







April 2009



US Navy



Author: Donna Hammell
Company: The Crochet Shoppe
Copyright: April 2009
Website: www.geocities.com/crochetshoppe/patterns.html
Grid Size: 240W x 240H
Design Area: 24.00" x 27.00" (240 x 216 stitches)

Legend: (001)

 [2] RH853 Soft Navy
 [2] RH245 Orange

 [2] RH336 Warm Brown
 [2] RH401 Nickel

 [2] RH012 Black
 [2] RH912 Cherry Red

 [2] RH412 Silver
 [2] rh001 White

Instructions for using the graph.

GAUGE= 5 STS = 1"
4 ROWS = 1"

I USED SIZE "H" AFGHAN HOOK, USE WHATEVER SIZE GIVES YOU THE CORRECT GAUGE. CAN BE DONE IN AFGHAN STITCH OR SINGLE CROCHET.

EACH SQUARE ON THE GRAPH REPRESENTS 1 STITCH. FOR SINGLE CROCHET READ THE CHART FROM RIGHT TO LEFT, AND THEN LEFT TO RIGHT. IF USING AFGHAN STITCH ALWAYS READ FROM THE RIGHT.

TO START: CHAIN ONE MORE STITCH THAN GRAPH.

YOU WILL NEED TO ADD STITCHES TO MAKE THE PIECE WIDER, AND ADD ROWS TO MAKE IT LONGER. THE DESIGN IS CENTERED, SO ADD STITCHES EVENLY TO BOTH SIDES.

ESTIMATED YARN NEEDED:

BLACK ; 3 OUNCES
ORANGE :5 OUNCES
WARM BROWN: 3 OUNCES
SOFT NAVY: 8 OUNCES
WHITE : 33 OUNCES
NICKEL: 2 OUNCES
SILVER: 1 OUNCE
RED: SMALL AMOUNT