


May 2020



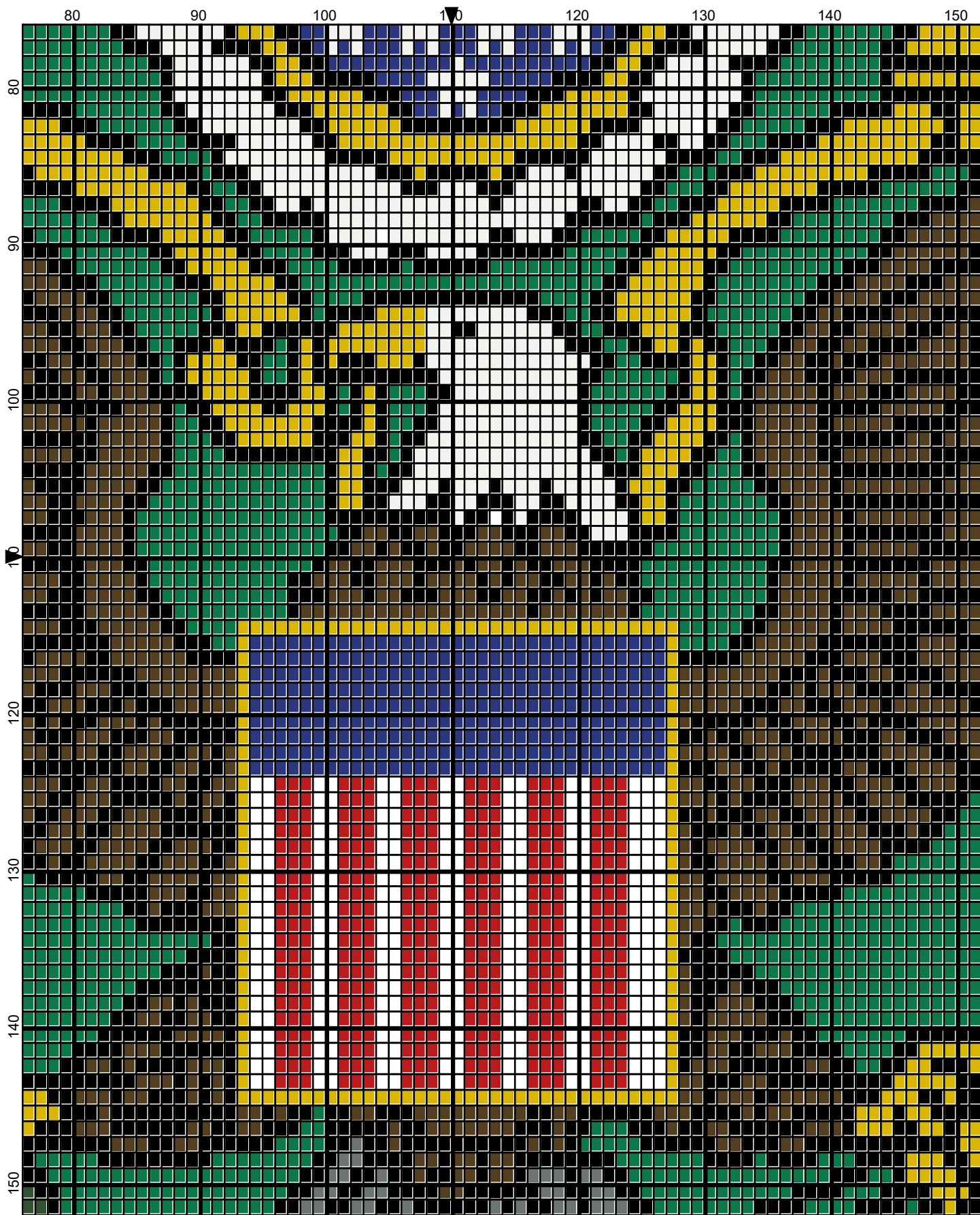
May 2020



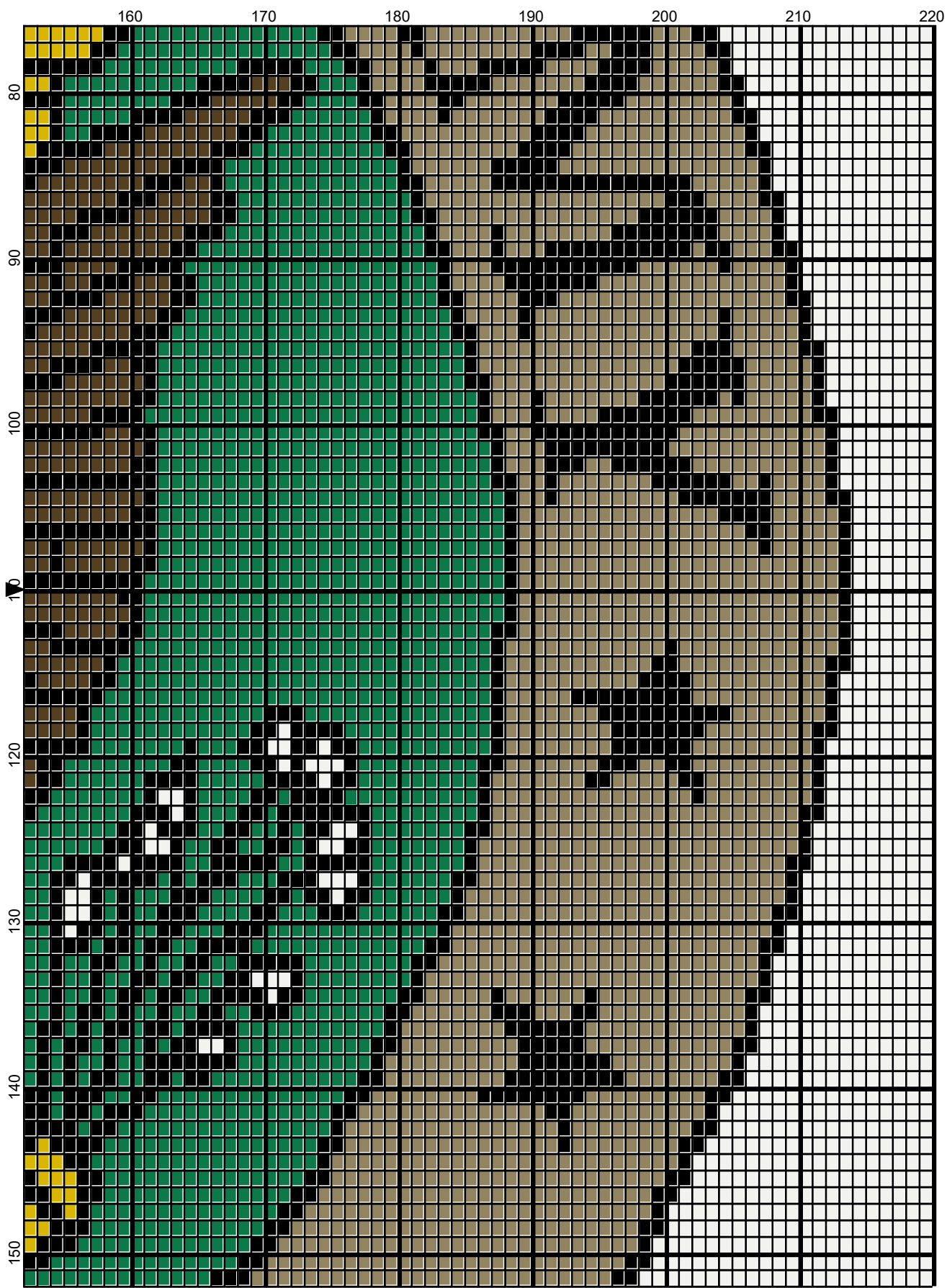
May 2020




May 2020



May 2020




May 2020



















# united\_states\_army\_veteran\_220x220

---

**Author:** Donna Hammell  
**Copyright:** May 2020  
**Website:** www.donnascrochetshoppe.com  
**Grid Size:** 220W x 220H  
**Design Area:** 22.00" x 27.50" (220 x 220 stitches)

## Legend:

|  |                |   |                  |   |                    |
|--|----------------|---|------------------|---|--------------------|
|  [2] RHC | 902 Jockey Red |  [2] RHS | 316 Soft White   |  [2] RHS | 360 Cafe Latte     |
|  [2] RHC | 0339 Mid Brown |  [2] RHS | 321 Gold         |  [2] RHS | RH400 Gray Heather |
|  [2] RHS | 312 Black      |  [2] RHS | 368 Paddy Green  |   |                    |
|  [2] RHS | 385 Royal      |  [2] RHS | 389 Hunter Green |   |                    |

Instructions for using the graph.

GAUGE= 5 STS = 1"  
4 ROWS = 1"

I USED SIZE "H" AFGHAN HOOK,USE WHATEVER SIZE GIVES YOU THE CORRECT GAUGE. CAN BE DONE IN AFGHAN STITCH OR SINGLE CROCHET.

EACH SQUARE ON THE GRAPH REPRESENTS 1 STITCH. FOR SINGLE CROCHET READ THE CHART FROM RIGHT TO LEFT, THEN LEFT TO RIGHT. IF USING AFGHAN STITCH ALWAYS READ FROM THE RIGHT.

TO START: CHAIN ONE MORE STITCH THAN GRAPH.

YOU WILL NEED TO ADD STITCHES TO MAKE THE PIECE WIDER, AND ADD ROWS TO MAKE IT LONGER. THE DESIGN IS CENTERED, SO ADD STITCHES EVENLY TO BOTH SIDES.

## ESTIMATED YARN NEEDED:

BLACK;10 OUNCES  
WHITE: 30 OUNCES  
RED: 1 OUNCE  
MID BROWN: 2 OUNCES  
ROYAL: 1 OUNCE  
GOLD OR YELLOW: 2 OUNCES  
PADDY GREEN: 8 OUNCES  
HUNTER GREEN: 1 OUNCE  
CAFE LATTE: 12 OUNCES  
GRAY: SMALL AMT