



Legend:

- RHS-312
- RHS-3950
- RHS-RH400
- RHS-324
- RHS-390
- RHS-311

toothless_red_tail_100x100

Author: Donna Hammell
Copyright: January 2022
Website: www.donnascrochetshoppe.com
Grid Size: 100W x 100H
Design Area: 10.00" x 12.50" (100 x 100 stitches)

Legend:

■ [2] RHS	312 Black	■ [2] RHS	RH400 Gray Heather	■ [2] RHS	390 Hot Red
■ [2] RHS	3950 Charcoal	■ [2] RHS	324 Bright Yellow	□ [2] RHS	311 WHITE

Instructions for using the graph.


GAUGE= 5 STS = 1"
4 ROWS = 1"

I USED SIZE "H" AFGHAN HOOK,USE WHATEVER SIZE GIVES YOU THE CORRECT GAUGE. CAN BE DONE IN AFGHAN STITCH OR SINGLE CROCHET.


EACH SQUARE ON THE GRAPH REPRESENTS 1 STITCH. FOR SINGLE CROCHET READ THE CHART FROM RIGHT TO LEFT, AND THEN LEFT TO RIGHT. IF USING AFGHAN STITCH ALWAYS READ FROM THE RIGHT.

TO START: CHAIN ONE MORE STITCH THAN GRAPH.


ESTIMATED YARN NEEDED:
BLACK : 2 OUNCES
CHARCOAL:4 OUNCES
GRAY HEATHER : SMALL AMT
YELLOW:SMALL AMT
RED: SMALL AMT
BACKGROUND: 8 OUNCES




January 2022



January 2022



Legend:



- RHS-312
- RHS-3950
- RHS-RH400
- RHS-324
- RHS-390
- RHS-311

toothless_red_tail_100x100

Author: Donna Hammell
Copyright: January 2022
Website: www.donnascrochetshoppe.com
Grid Size: 100W x 100H
Design Area: 10.00" x 12.50" (100 x 100 stitches)

Legend:

■ [2] RHS	312 Black	■ [2] RHS	RH400 Gray Heather	■ [2] RHS	390 Hot Red
■ [2] RHS	3950 Charcoal	■ [2] RHS	324 Bright Yellow	□ [2] RHS	311 WHITE

Instructions for using the graph.

GAUGE= 5 STS = 1"
4 ROWS = 1"

I USED SIZE "H" AFGHAN HOOK,USE WHATEVER SIZE GIVES YOU THE CORRECT GAUGE. CAN BE DONE IN AFGHAN STITCH OR SINGLE CROCHET.

EACH SQUARE ON THE GRAPH REPRESENTS 1 STITCH. FOR SINGLE CROCHET READ THE CHART FROM RIGHT TO LEFT, AND THEN LEFT TO RIGHT. IF USING AFGHAN STITCH ALWAYS READ FROM THE RIGHT.

TO START: CHAIN ONE MORE STITCH THAN GRAPH.

ESTIMATED YARN NEEDED:
BLACK : 2 OUNCES
CHARCOAL:4 OUNCES
GRAY HEATHER : SMALL AMT
YELLOW:SMALL AMT
RED: SMALL AMT
BACKGROUND: 8 OUNCES