




Legend:  
RHS-390    RHS-387    RHS-311

# tommy\_hilfiger\_150x150

---

**Author:** Donna Hammell  
**Copyright:** September 2022  
**Website:** [www.donnascrochetshoppe.com](http://www.donnascrochetshoppe.com)  
**Grid Size:** 150W x 150H  
**Design Area:** 15.00" x 18.75" (150 x 150 stitches)

## Legend:

 [2] RHS 390 Hot Red     [2] RHS 387 Soft navy     [2] RHS 311 WHITE

Instructions for using the graph.

GAUGE= 5 STS = 1"  
4 ROWS = 1"

I USED SIZE "H" HOOK,USE WHATEVER SIZE GIVES YOU THE CORRECT GAUGE. CAN BE DONE IN AFGHAN STITCH OR SINGLE CROCHET.


EACH SQUARE ON THE GRAPH REPRESENTS 1 STITCH. FOR SINGLE CROCHET READ THE CHART FROM RIGHT TO LEFT, AND THEN LEFT TO RIGHT. IF USING AFGHAN STITCH ALWAYS READ FROM THE RIGHT.

TO START: CHAIN ONE MORE STITCH THAN GRAPH.

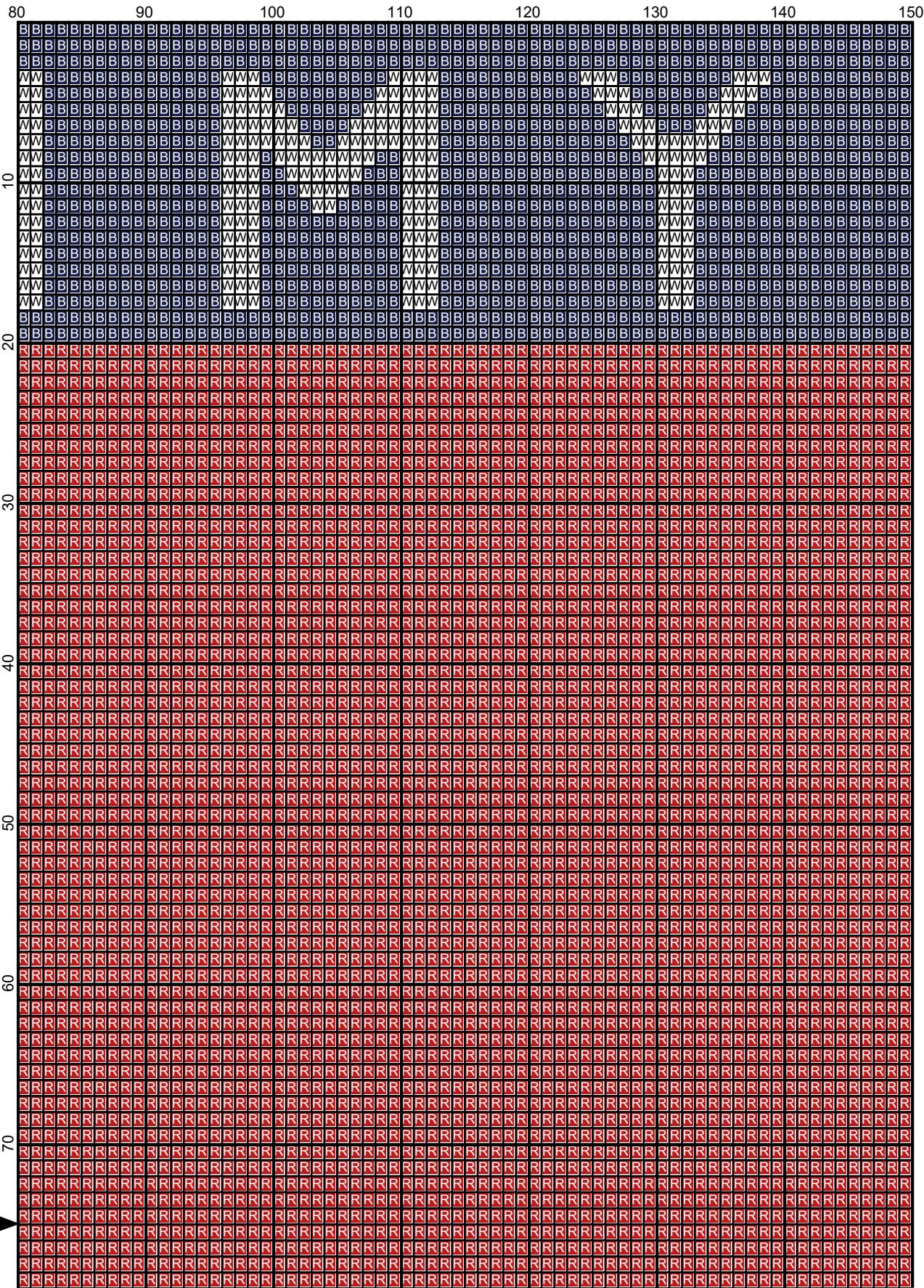
YOU WILL NEED TO ADD STITCHES TO MAKE THE PIECE WIDER, AND ADD ROWS TO MAKE IT LONGER. THE DESIGN IS CENTERED, SO ADD STITCHES EVENLY TO BOTH SIDES.

ESTIMATED YARN NEEDED:


RED: 565 YDS  
NAVY: 315 YDS  
WHITE: 610 YDS




September 2022



September 2022



Legend:



September 2022

**R** ■ RHS-390    **B** ■ RHS-387    **W** ■ RHS-311