





Legend:

■ RHS-390 ■ RHS-381 ■ RHS-312 □ RHS-311

tik_tok_80x100

Author: Donna Hammell
Copyright: November 2021
Website: www.donnascrochetshoppe.com
Grid Size: 80W x 100H
Design Area: 8.00" x 12.50" (80 x 100 stitches)

Legend:

 [2] RHS 390 Hot Red  [2] RHS 381 Light Blue  [2] RHS 312 Black  [2] RHS 311 WHITE

Instructions for using the graph.

GAUGE= 5 STS = 1"
4 ROWS = 1"

I USED SIZE "H" AFGHAN HOOK,USE WHATEVER SIZE GIVES YOU THE CORRECT GAUGE. CAN BE DONE IN AFGHAN STITCH OR SINGLE CROCHET.


EACH SQUARE ON THE GRAPH REPRESENTS 1 STITCH. FOR SINGLE CROCHET READ THE CHART FROM RIGHT TO LEFT, AND THEN LEFT TO RIGHT. IF USING AFGHAN STITCH ALWAYS READ FROM THE RIGHT.

TO START: CHAIN ONE MORE STITCH THAN GRAPH.

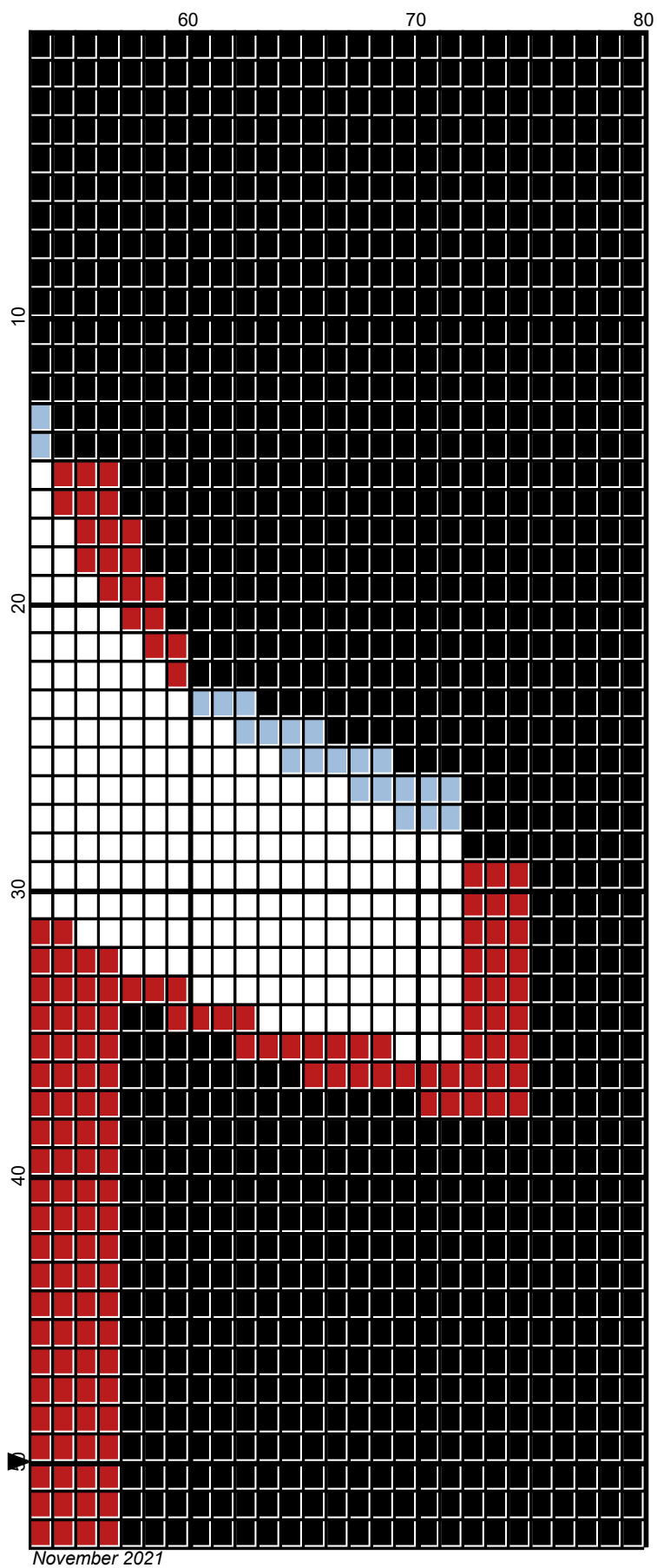
YOU WILL NEED TO ADD STITCHES TO MAKE THE PIECE WIDER, AND ADD ROWS TO MAKE IT LONGER. THE DESIGN IS CENTERED, SO ADD STITCHES EVENLY TO BOTH SIDES.

ESTIMATED YARN NEEDED:

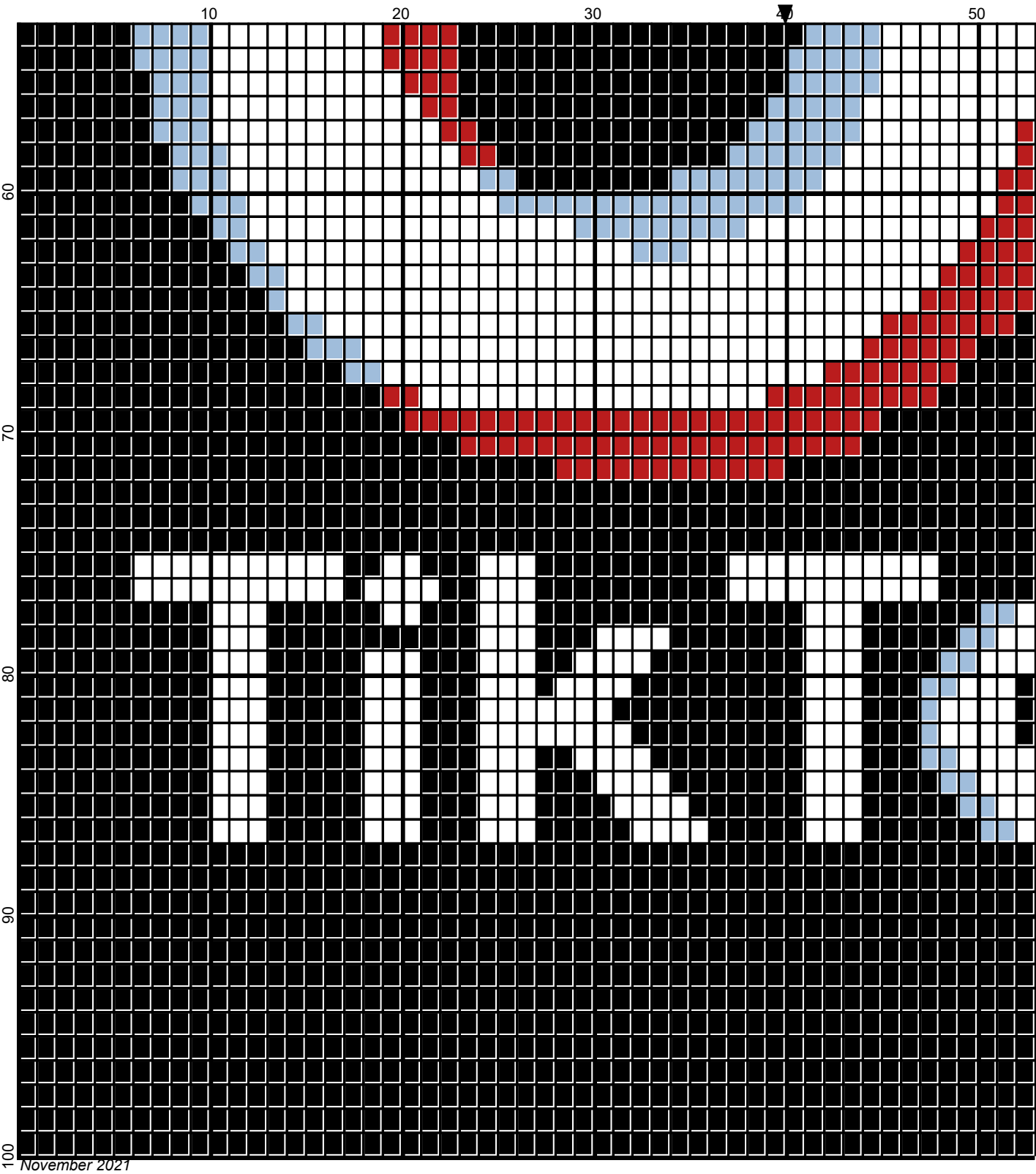
BLACK ;8 OUNCES
WHITE: 2 OUNCES
LT BLUE:1 OUNCE
RED: 1 OUNCE



November 2021



November 2021



Legend:

