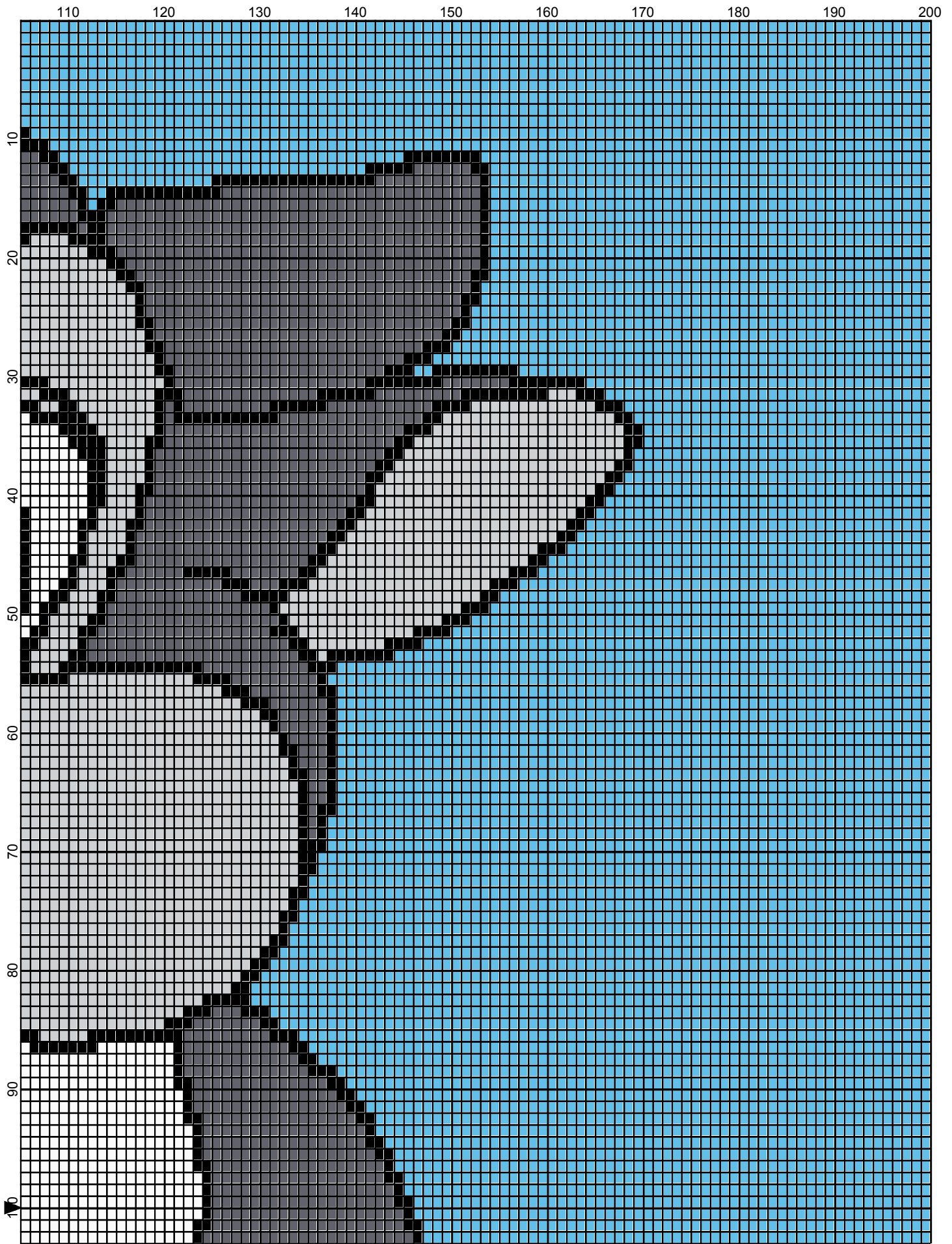




December 2009



December 2009



December 2009











December 2009

# Thumper

---

**Author:** Donna Hammell  
**Copyright:** December 2009  
**Website:** www.donnascrochetshoppe.com  
**Grid Size:** 200W x 200H  
**Design Area:** 20.00" x 25.00" (200 x 200 stitches)

## Legend:

	[2]	001	RH012	Black		[2]	001	RH401	Nickel		[2]	001	RH252	Medium Coral
	[2]	001	rh001	White		[2]	001	RH412	Silver		[2]	001	RH818	Blue Jewel
	[2]	001	RH902	Jockey Red		[2]	001	RH339	Medium Brown					

Instructions for using the graph.

GAUGE= 5 STS = 1"  
4 ROWS = 1"

I USED SIZE "H" AFGHAN HOOK,USE WHATEVER SIZE GIVES YOU THE CORRECT GAUGE. CAN BE DONE IN AFGHAN STITCH OR SINGLE CROCHET.

EACH SQUARE ON THE GRAPH REPRESENTS 1 STITCH. FOR SINGLE CROCHET READ THE CHART FROM RIGHT TO LEFT, AND THEN LEFT TO RIGHT. IF USING AFGHAN STITCH ALWAYS READ FROM THE RIGHT.

TO START: CHAIN ONE MORE STITCH THAN GRAPH.

IF YOU NEED TO MAKE THE PIECE WIDER ADD AN EVEN NUMBER OF STITCHES TO BOTH SIDES, AND ADD ROWS TO MAKE IT LONGER. THE DESIGN IS CENTERED, SO ADD STITCHES EVENLY TO BOTH SIDES.

ESTIMATED YARN NEEDED:  
BLUE JEWEL/BACGROUND; 21 OUNCES  
BLACK: 3 OUNCES  
WHITE: 4 OUNCES  
RED:SML AMOUNT  
MED. BROWN: SMALL AMT  
MED CORAL; SMALL AMT  
SILVER : 5 OUNCES  
NICKEL: 9 OUNCES