



April 2018


















April 2018

thank_you_veterans

Author: Donna Hammell
Company: Donna's Crochet Shoppe
Copyright: April 2018
Website: www.donnascrochetshoppe.com
Grid Size: 180W x 200H
Design Area: 18.00" x 25.00" (180 x 200 stitches)

Legend:

 [2] RHS	706 Perfect Pink	 [2] RHS	385 Royal	 [2] RHS	324 Bright Yellow
 [2] RHS	726 Coral	 [2] RHS	387 Soft navy	 [2] RHS	3950 Charcoal
 [2] RHS	390 Hot Red	 [2] RHS	312 Black	 [2] RHS	506 Pool
 [2] RHS	382 Country Blue	 [2] RHS	316 Soft White		
 [2] RHS	RH400 Gray Heather	 [2] RHS	319 Cherry Red		

Instructions for using the graph.

GAUGE= 5 STS = 1"
4 ROWS = 1"

I USED SIZE "H" AFGHAN HOOK,USE WHATEVER SIZE GIVES YOU THE CORRECT GAUGE. CAN BE DONE IN AFGHAN STITCH OR SINGLE CROCHET.

EACH SQUARE ON THE GRAPH REPRESENTS 1 STITCH. FOR SINGLE CROCHET READ THE CHART FROM RIGHT TO LEFT, AND THEN LEFT TO RIGHT. IF USING AFGHAN STITCH ALWAYS READ FROM THE RIGHT.

TO START: CHAIN ONE MORE STITCH THAN GRAPH.

YOU WILL NEED TO ADD STITCHES TO MAKE THE PIECE WIDER, AND ADD ROWS TO MAKE IT LONGER. THE DESIGN IS CENTERED, SO ADD STITCHES EVENLY TO BOTH SIDES.

ESTIMATED YARN NEEDED:

BLACK ; 14 OUNCES
CHERRY RED:2 OUNCES
PERFECT PINK : 6 OUNCES
CORAL: 4 OUNCES
RED: 2 OUNCE
COUNTRY BLUE: 4 OUNCES
GRAY HEATHER: 2 OUNCES
ROYAL: 4 OUNCES
SOFT NAVY: 6 OUNCES
WHITE: 3 OUNCES
YELLOW: 6 OUNCES
CHARCOAL: 1 OUNCE
POOL: 4 OUNCES