
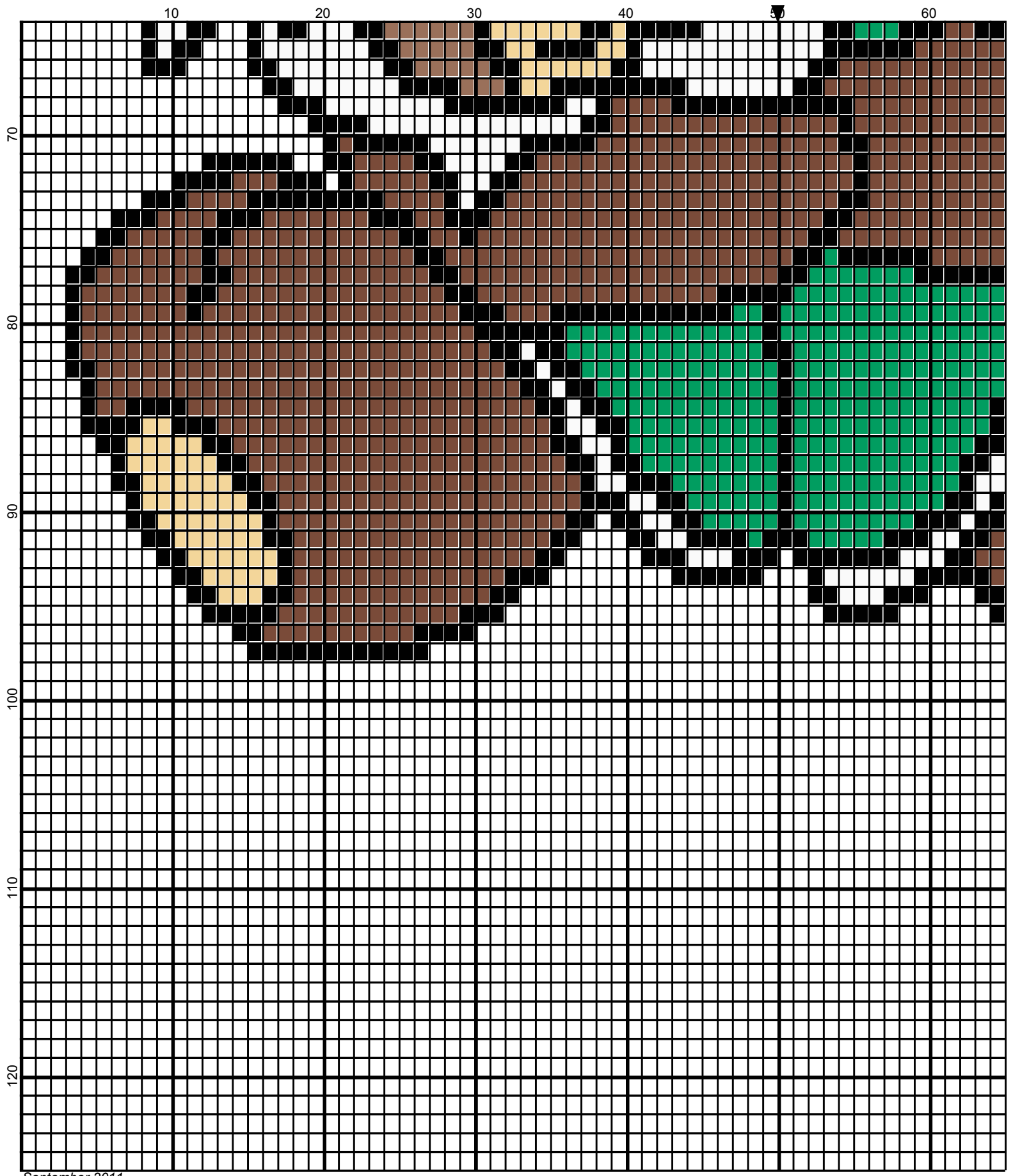



Teddy Bear -w/baby by Donna Hammell





September 2011

Teddy Bear -w/baby by Donna Hammell







September 2011



Teddy Bear -w/baby

Author: Donna Hammell
Copyright: September 2011
Website: www.donnascrochetshoppe.com
Grid Size: 100W x 125H
Design Area: 9.40" x 11.13" (94 x 89 stitches)

Legend:

 [2] 001 RH339 Medium Brown
 [2] 001 rhcorn Cornmeal

 [2] 001 RH012 Black
 [2] 001 RH676 Emerald Green

 [2] 001 rh001 White
 [2] 001 RH336 Warm Brown

Instructions for using the graph.

GAUGE= 5 STS = 1"
4 ROWS = 1"

I USED SIZE "H" AFGHAN HOOK,USE WHATEVER SIZE GIVES YOU THE CORRECT GAUGE. CAN BE DONE IN AFGHAN STITCH OR SINGLE CROCHET.

EACH SQUARE ON THE GRAPH REPRESENTS 1 STITCH. FOR SINGLE CROCHET READ THE CHART FROM RIGHT TO LEFT, AND THEN LEFT TO RIGHT. IF USING AFGHAN STITCH ALWAYS READ FROM THE RIGHT.

TO START: CHAIN ONE MORE STITCH THAN GRAPH.

YOU WILL NEED TO ADD STITCHES TO MAKE THE PIECE WIDER, AND ADD ROWS TO MAKE IT LONGER. THE DESIGN IS CENTERED, SO ADD STITCHES EVENLY TO BOTH SIDES.

ESTIMATED YARN NEEDED:
BACKGROUND; 8 OUNCES
WHITE: SMALL AMT
MEDIUM BROWN: 3 OUNCES
CORNMEAL: 1 OUNCE
BLACK: 2 OUNCES
EMERALD GREEN: 1 OUNCE
LT PEACH SMALL AMT
WARM BROWN: SMALL AMT