

Legend:
RHS-254 RHS-385 RHS-311

syracuse_logo_160x160

Author: Donna Hammell
Copyright: November 2022
Website: www.donnascrochetshoppe.com
Grid Size: 160W x 160H
Design Area: 16.00" x 20.00" (160 x 160 stitches)

Legend:

 [2] RHS 254 Pumpkin  [2] RHS 385 Royal  [2] RHS 311 WHITE

Instructions for using the graph.

GAUGE= 5 STS = 1"
4 ROWS = 1"

I USED SIZE "H" AFGHAN HOOK, USE WHATEVER SIZE GIVES YOU THE CORRECT GAUGE. CAN BE DONE IN AFGHAN STITCH OR SINGLE CROCHET.

EACH SQUARE ON THE GRAPH REPRESENTS 1 STITCH. FOR SINGLE CROCHET READ THE CHART FROM RIGHT TO LEFT, AND THEN LEFT TO RIGHT. IF USING AFGHAN STITCH ALWAYS READ FROM THE RIGHT.

TO START: CHAIN ONE MORE STITCH THAN GRAPH.

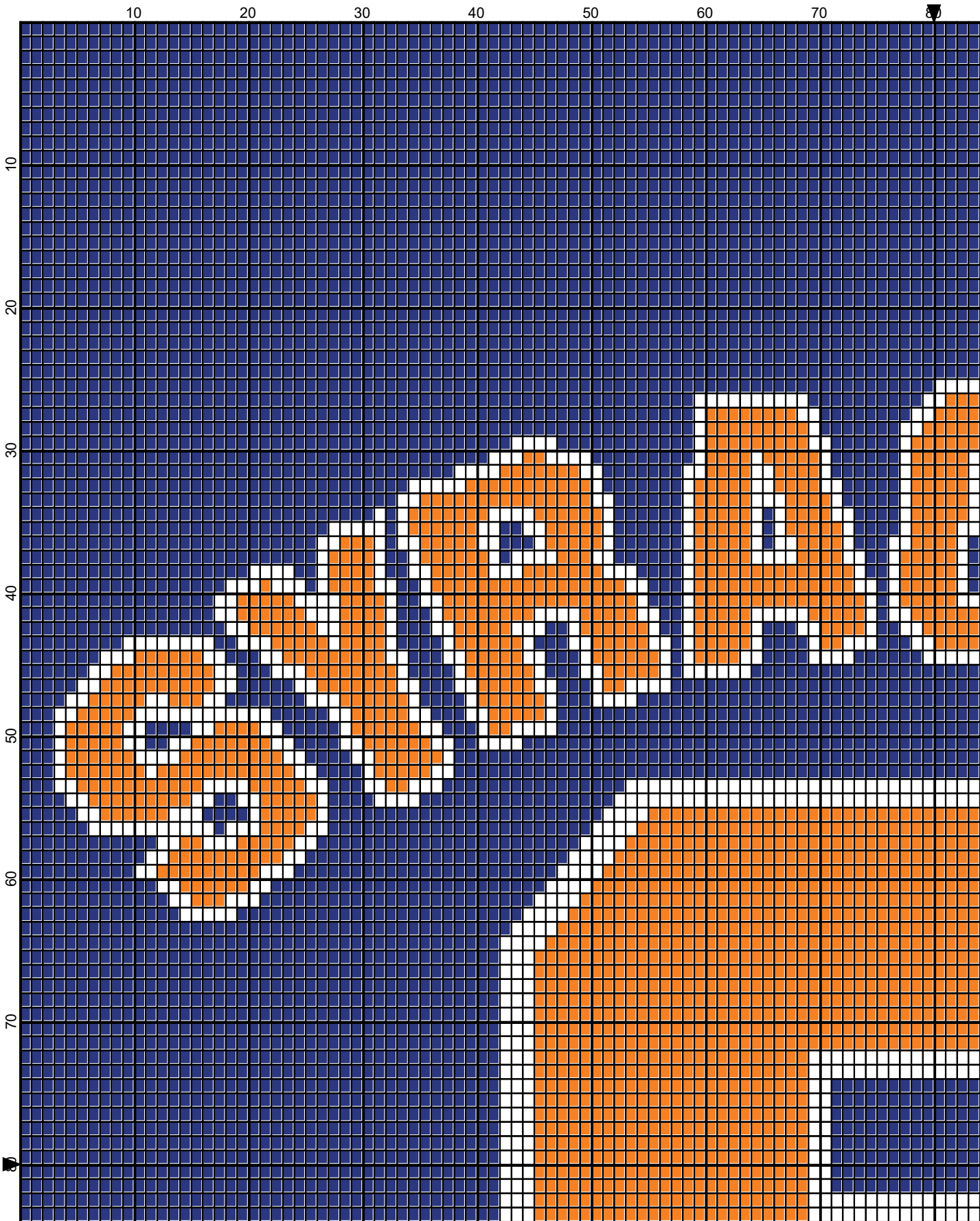
YOU WILL NEED TO ADD STITCHES TO MAKE THE PIECE WIDER, AND ADD ROWS TO MAKE IT LONGER. THE DESIGN IS CENTERED, SO ADD STITCHES EVENLY TO BOTH SIDES.

ESTIMATED RED HEART YARN NEEDED:

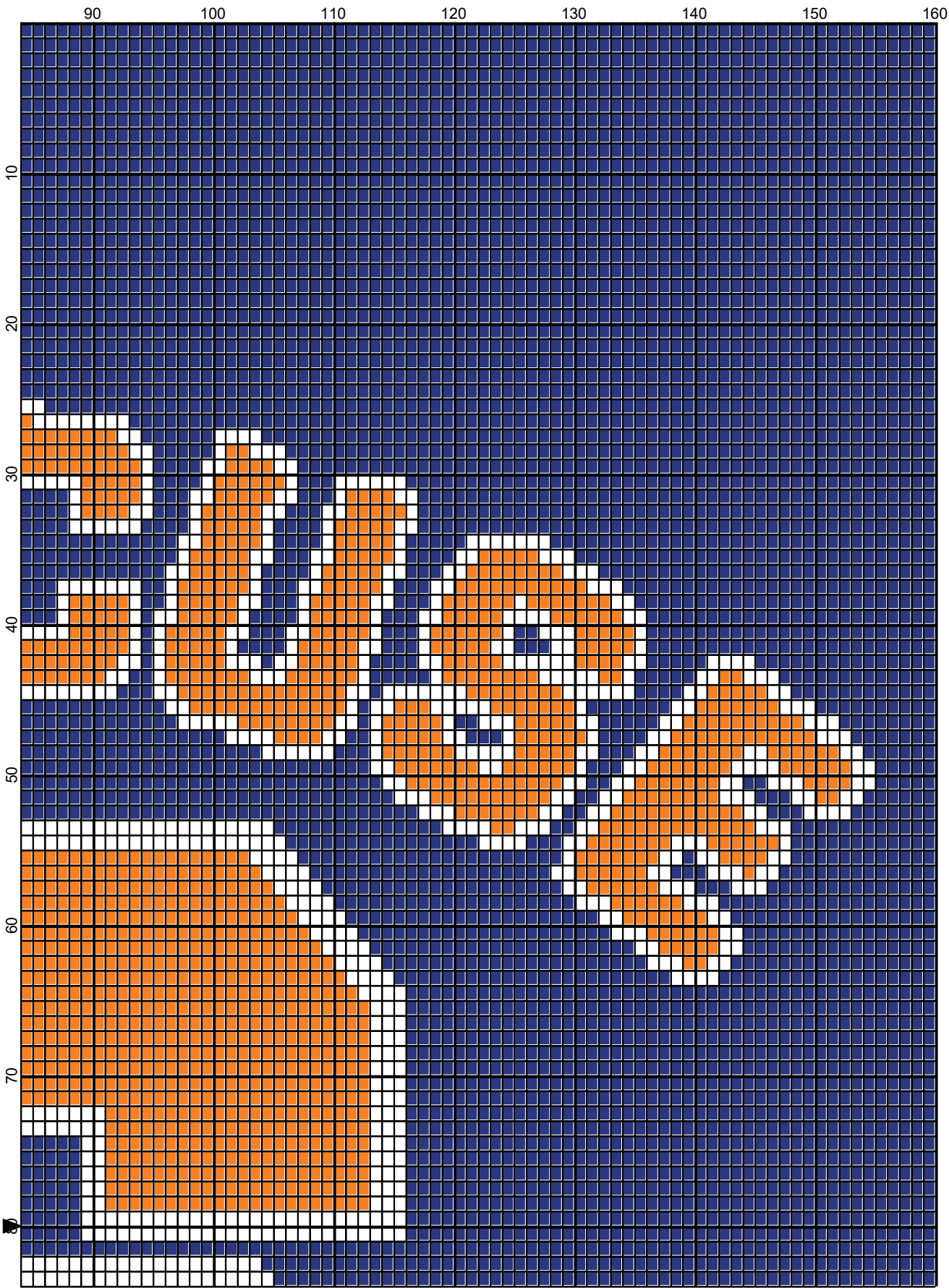
PUMPKIN: 350 YDS

WHITE: 135 YDS

ROYAL: 1185 YD




November 2022



November 2022



Legend:



RHS-254 RHS-385 RHS-311