




July 2018

sunglasses_60x25

Author: Donna Hammell
Company: Donna's Crochet Shoppe
Copyright: July 2018
Website: www.donnascrochetshoppe.com
Grid Size: 60W x 25H
Design Area: 6.00" x 3.13" (60 x 25 stitches)

Legend:

 [2] RHS 774 Light Raspberry  [2] RHS 312 Black  [2] RHS 313 Aran

Instructions for using the graph.

GAUGE= 5 STS = 1"
4 ROWS = 1"

I USED SIZE "H" AFGHAN HOOK, USE WHATEVER SIZE GIVES YOU THE CORRECT GAUGE. CAN BE DONE IN AFGHAN STITCH OR SINGLE CROCHET.

EACH SQUARE ON THE GRAPH REPRESENTS 1 STITCH. FOR SINGLE CROCHET READ THE CHART FROM RIGHT TO LEFT, AND THEN LEFT TO RIGHT. IF USING AFGHAN STITCH ALWAYS READ FROM THE RIGHT.

TO START: CHAIN ONE MORE STITCH THAN GRAPH.

IF YOU NEED TO MAKE THE PIECE WIDER ADD AN EVEN NUMBER OF STITCHES TO BOTH SIDES, AND ADD ROWS TO MAKE IT LONGER. THE DESIGN IS CENTERED, SO ADD STITCHES EVENLY TO BOTH SIDES.

ESTIMATED YARN NEEDED:

LT RASPBERRY: 1 OUNCE
BACKGROUND: 2 OUNCES
BLACK: 1 OUNCE