

February 2025

Legend:

■ RHS-312   ■ RHS-334   ■ RHS-360   ■ RHS-321   ■ RHS-326   ■ RHS-254   ■ RHS-385   ■ RHS-316

# stephen\_curry\_150x180

---

**Author:** Donna Hammell  
**Copyright:** February 2025  
**Website:** [www.donnascrochetshoppe.com](http://www.donnascrochetshoppe.com)  
**Grid Size:** 150W x 180H  
**Design Area:** 15.00" x 22.50" (150 x 180 stitches)

## Legend:

 [2] RHS 312 Black	 [2] RHS 360 Cafe Latte	 [2] RHS 326 Oatmeal	 [2] RHS 385 Royal
 [2] RHS 334 Buff	 [2] RHS 321 Gold	 [2] RHS 254 Pumpkin	 [2] RHS 316 Soft White

Instructions for using the graph.

GAUGE= 5 STS = 1"  
4 ROWS = 1"

I USED SIZE "H" AFGHAN HOOK,USE WHATEVER SIZE GIVES YOU THE CORRECT GAUGE. CAN BE DONE IN AFGHAN STITCH OR SINGLE CROCHET.

EACH SQUARE ON THE GRAPH REPRESENTS 1 STITCH. FOR SINGLE CROCHET READ THE CHART FROM RIGHT TO LEFT, AND THEN LEFT TO RIGHT. IF USING AFGHAN STITCH ALWAYS READ FROM THE RIGHT.

TO START: CHAIN ONE MORE STITCH THAN GRAPH.

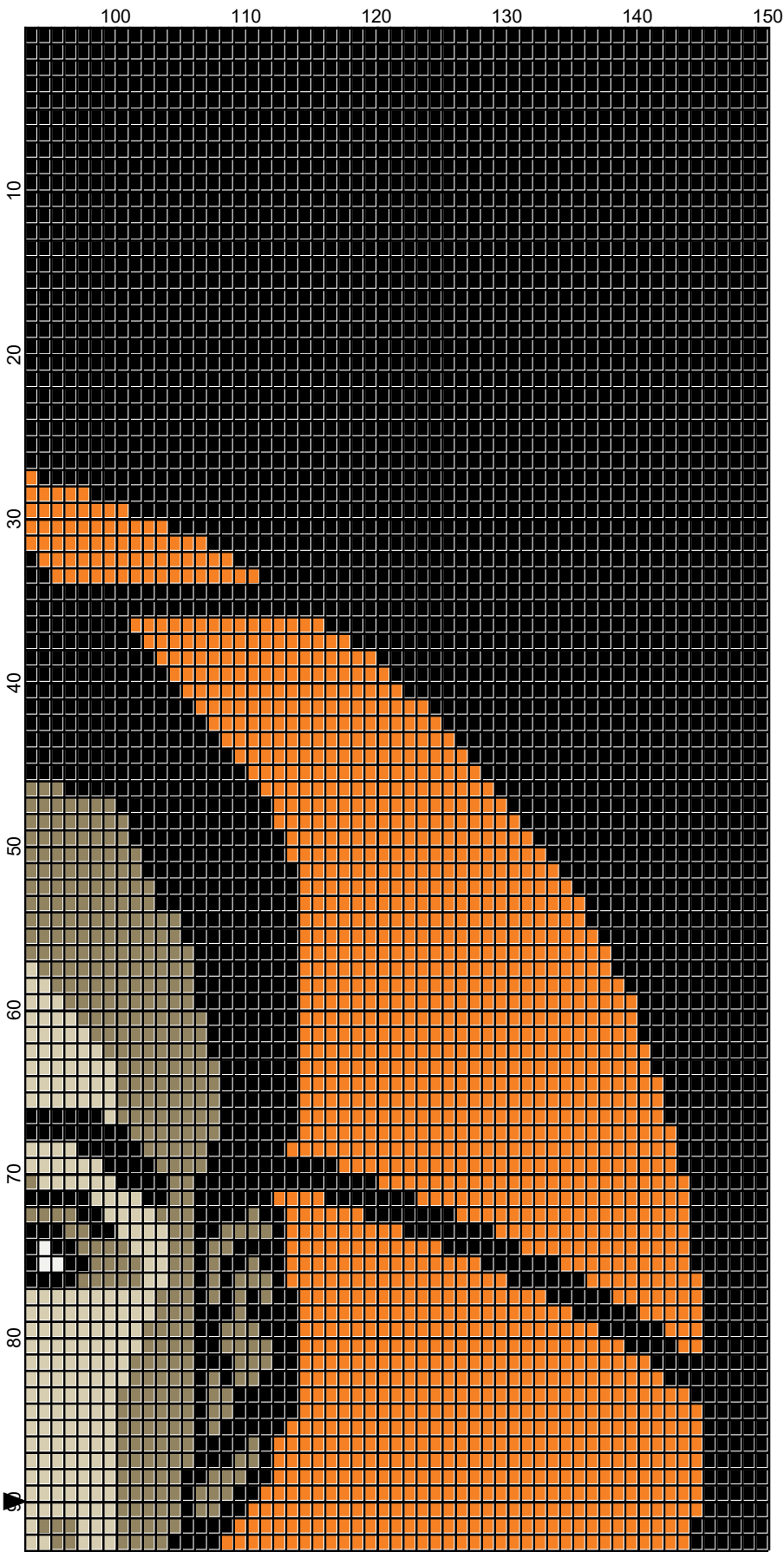
IF YOU NEED TO MAKE THE PIECE WIDER ADD AN EVEN NUMBER OF STITCHES TO BOTH SIDES, AND ADD ROWS TO MAKE IT LONGER. THE DESIGN IS CENTERED, SO ADD STITCHES EVENLY TO BOTH SIDES.

ESTIMATED YARN NEEDED:


WHITE:SMALL AMT/9 YDS  
BLACK: 14 OUNCES/720 YDS  
BUFF: 6 OUNCES/250 YDS  
CAFE LATTE: 3 OUNCES/125 YDS  
GOLD: 3 OUNCES/130 YDS  
OATMEAL: SMALL AMT/7 YDS  
PUMPKIN: 7 OUNCES/320 YDS  
ROYAL: 5 OUNCES/215 YDS




February 2025



February 2025



Legend:



February 2025

RHS-312   RHS-334   RHS-360   RHS-321   RHS-326   RHS-254   RHS-385   RHS-316