





September 2014













September 2014



steelers_baby

Author: Donna Hammell
Copyright: September 2014
Grid Size: 150W x 150H
Design Area: 15.00" x 18.75" (150 x 150 stitches)

Legend:														
	[2]	001	RH336	Warm Brown		[2]	RHC	312	Black		[2]	001	RH849	Olympic Blue
	[2]	001	RH339	Medium Brown		[2]	RHC	0230	Yellow		[2]	001	RH912	Cherry Red
	[2]	001	rh001	White		[2]	RHC	0412	Silver					

Instructions for using the graph.

GAUGE= 5 STS = 1"
4 ROWS = 1"

I USED SIZE "H" AFGHAN HOOK,USE WHATEVER SIZE GIVES YOU THE CORRECT GAUGE. CAN BE DONE IN AFGHAN STITCH OR SINGLE CROCHET.

EACH SQUARE ON THE GRAPH REPRESENTS 1 STITCH. FOR SINGLE CROCHET READ THE CHART FROM RIGHT TO LEFT, AND THEN LEFT TO RIGHT. IF USING AFGHAN STITCH ALWAYS READ FROM THE RIGHT.

TO START: CHAIN ONE MORE STITCH THAN GRAPH.

IF YOU NEED TO MAKE THE PIECE WIDER ADD AN EVEN NUMBER OF STITCHES TO BOTH SIDES, AND ADD ROWS TO MAKE IT LONGER. THE DESIGN IS CENTERED, SO ADD STITCHES EVENLY TO BOTH SIDES.

ESTIMATED YARN NEEDED:
WARM BROWN: 3 OUNCES
MEDIUM BROWN:1 OUNCE
BLACK: 5 OUNCES
YELLOW: 2 OUNCES
WHITE: 18 OUNCES
SILVER/GRAY: 1 OUNCE
BLUE: SMALL AMT
RED: SMALL AMT