



October 2023

Legend:








- RHS-312
- RHS-RH400
- RHS-390
- RHS-381
- RHS-341
- RHS-254
- RHS-316

# snowman\_75x75

---

**Author:** Donna Hammell  
**Copyright:** October 2023  
**Website:** www.donnascrochetshoppe.com  
**Grid Size:** 75W x 75H  
**Design Area:** 7.50" x 9.38" (75 x 75 stitches)

**Legend:**

 [2] RHS	312 Black	 [2] RHS	381 Light Blue	 [2] RHS	316 Soft White
 [2] RHS	RH400 Gray Heather	 [2] RHS	341 Light Gray		
 [2] RHS	390 Hot Red	 [2] RHS	254 Pumpkin		

Instructions for using the graph.

GAUGE= 5 STS = 1"  
4 ROWS = 1"

I USED SIZE "H" AFGHAN HOOK, USE WHATEVER SIZE GIVES YOU THE CORRECT GAUGE. CAN BE DONE IN AFGHAN STITCH OR SINGLE CROCHET.

EACH SQUARE ON THE GRAPH REPRESENTS 1 STITCH. FOR SINGLE CROCHET READ THE CHART FROM RIGHT TO LEFT, AND THEN LEFT TO RIGHT. IF USING AFGHAN STITCH ALWAYS READ FROM THE RIGHT.

TO START: CHAIN ONE MORE STITCH THAN GRAPH.

IF YOU NEED TO ADD STITCHES TO MAKE THE PIECE WIDER, AND ADD ROWS TO MAKE IT LONGER. THE DESIGN IS CENTERED, SO ADD STITCHES EVENLY TO BOTH SIDES.

**ESTIMATED YARN NEEDED:**

BLACK :30 YDS  
RED: 10 YDS  
WHITE:63 YDS  
LT GRAY:20 YDS  
GRAY HEATHER: 20 YDS  
LT BLUE: 230 YDS  
PUMPKIN: 1 YD