

Donna Hammell








Legend:

- RHS-312
- RHS-360
- RHS-RH400
- RHS-390
- RHS-381
- RHS-341
- RHS-316

snowman_160_180_2023

Author: Donna Hammell
Copyright: Donna Hammell
Website: www.donnascrochetshoppe.com
Grid Size: 160W x 180H
Design Area: 16.00" x 22.50" (160 x 180 stitches)

Legend:

 [2] RHS	312 Black	 [2] RHS	390 Hot Red	 [2] RHS	316 Soft White
 [2] RHS	360 Cafe Latte	 [2] RHS	381 Light Blue		
 [2] RHS	RH400 Gray Heather	 [2] RHS	341 Light Gray		

Instructions for using the graph.

GAUGE= 5 STS = 1"
4 ROWS = 1"

I USED SIZE "H" AFGHAN HOOK, USE WHATEVER SIZE GIVES YOU THE CORRECT GAUGE. CAN BE DONE IN AFGHAN STITCH OR SINGLE CROCHET.

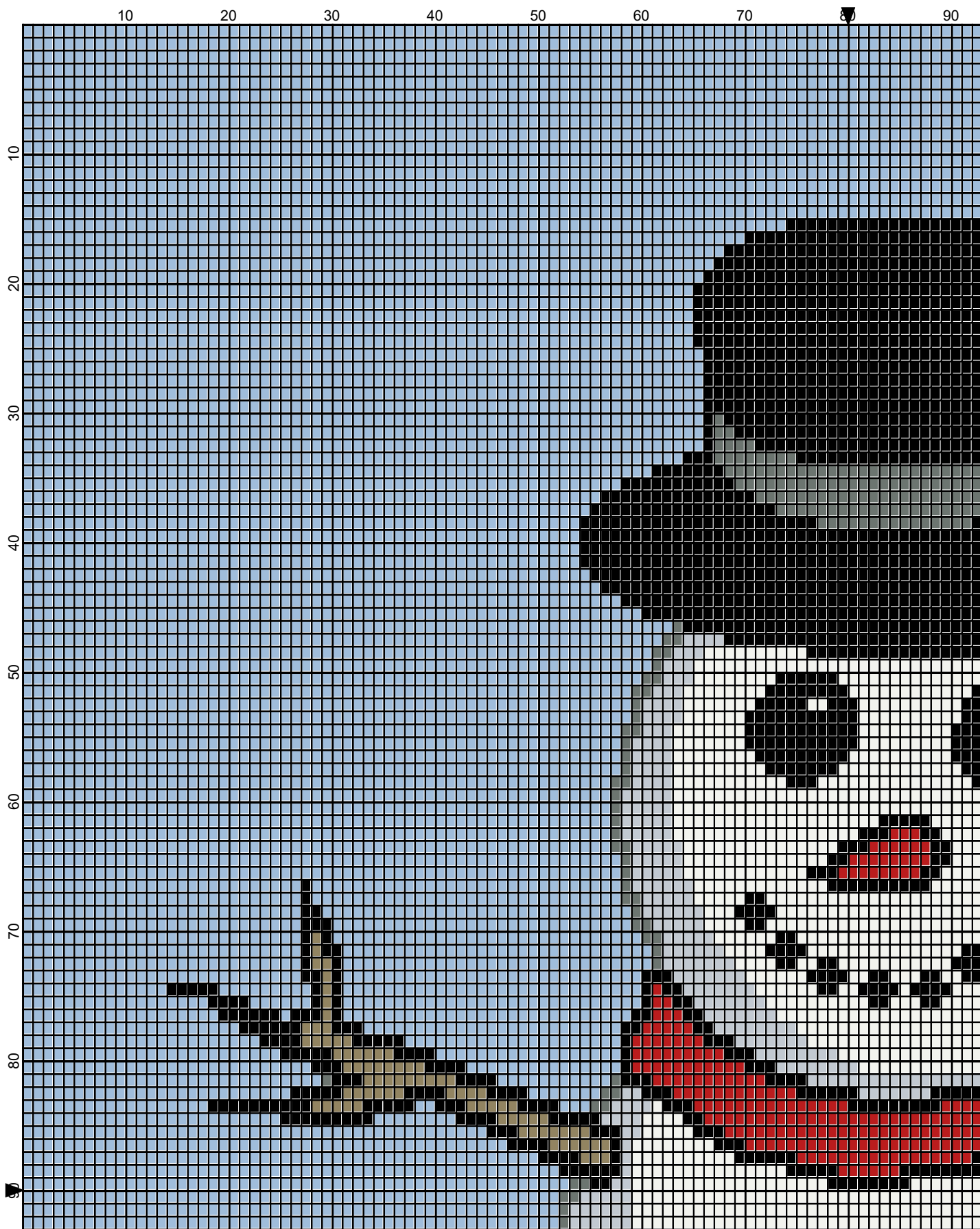
EACH SQUARE ON THE GRAPH REPRESENTS 1 STITCH. FOR SINGLE CROCHET READ THE CHART FROM RIGHT TO LEFT, AND THEN LEFT TO RIGHT. IF USING AFGHAN STITCH ALWAYS READ FROM THE RIGHT.

TO START: CHAIN ONE MORE STITCH THAN GRAPH.


IF YOU NEED TO MAKE THE PIECE WIDER ADD AN EVEN NUMBER OF STITCHES TO BOTH SIDES, AND ADD ROWS TO MAKE IT LONGER. THE DESIGN IS CENTERED, SO ADD STITCHES EVENLY TO BOTH SIDES.

ESTIMATED YARN NEEDED:

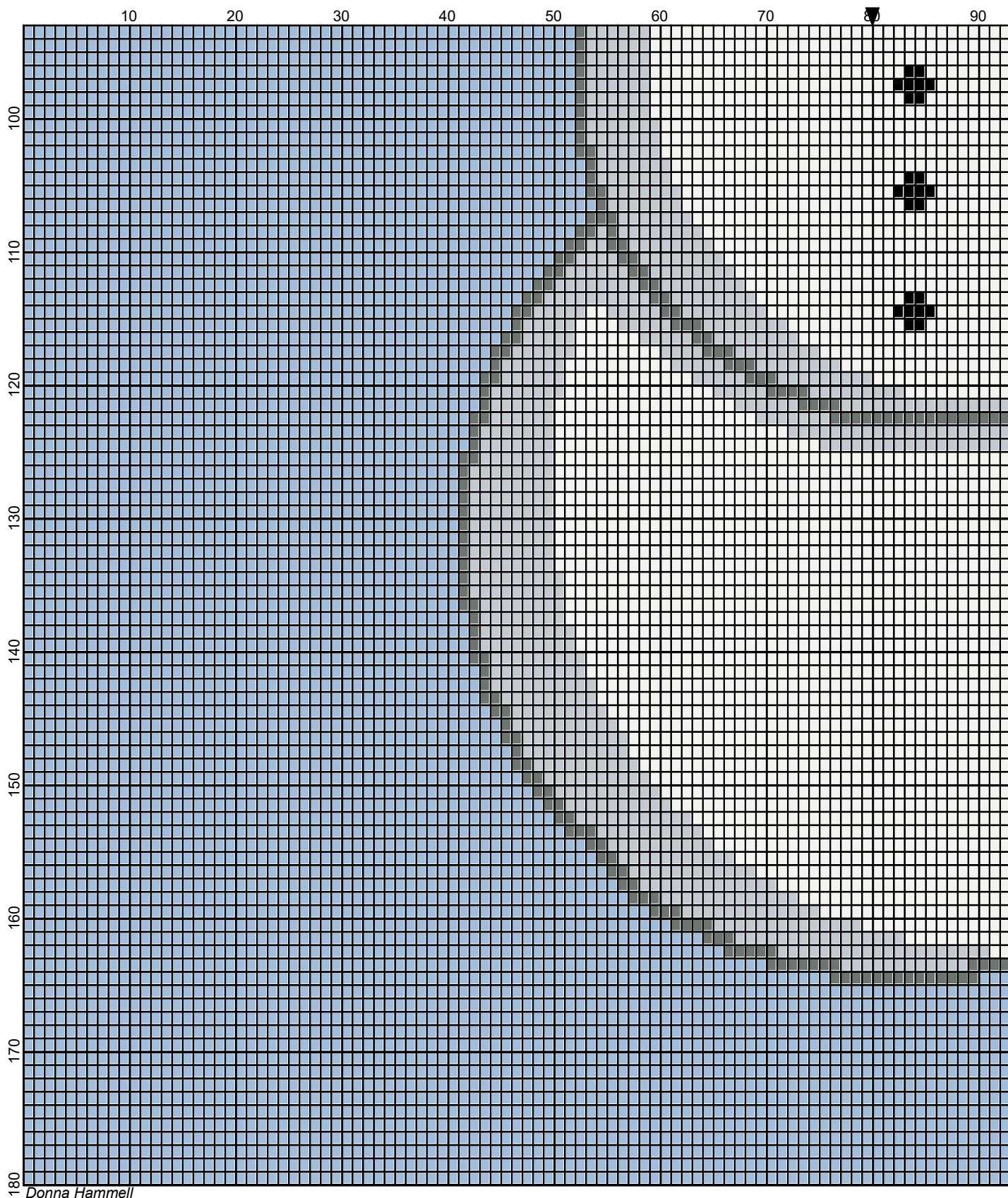
LT BLUE: 1275 YDS
BLACK: 138 YDS
CAFE LATTE: 9 YDS
GRAY HEATHER: 40 YDS
RED: 31 YDS
LT GRAY: 87 YDS
WHITE: 300 YDS



Donna Hammell




Donna Hammell



Donna Hammell

Legend:



Donna Hammell

- RHS-312
- RHS-360
- RHS-RH400
- RHS-390
- RHS-381
- RHS-341
- RHS-316