

September 2025









Legend:

- RHS-312
- RHS-324
- RHS-381
- RHS-368
- RHS-373
- RHS-316
- RHS-672
- RHS-380

snoopy_woodstock_150x150

Author: Donna Hammell
Copyright: September 2025
Website: www.donnascrochetshoppe.com
Grid Size: 150W x 150H
Design Area: 15.00" x 18.75" (150 x 150 stitches)

Legend:

 [2] RHS 312 Black	 [2] RHS 368 Paddy Green	 [2] RHS 672 Spring Green
 [2] RHS 324 Bright Yellow	 [2] RHS 373 Petal Pink	 [2] RHS 380 Windsor Blue
 [2] RHS 381 Light Blue	 [2] RHS 316 Soft White	

Instructions for using the graph.

GAUGE= 5 STS = 1"
4 ROWS = 1"

I USED SIZE "H" AFGHAN HOOK,USE WHATEVER SIZE GIVES YOU THE CORRECT GAUGE. CAN BE DONE IN AFGHAN STITCH OR SINGLE CROCHET.

EACH SQUARE ON THE GRAPH REPRESENTS 1 STITCH. FOR SINGLE CROCHET READ THE CHART FROM RIGHT TO LEFT, AND THEN LEFT TO RIGHT. IF USING AFGHAN STITCH ALWAYS READ FROM THE RIGHT.

TO START: CHAIN ONE MORE STITCH THAN GRAPH.

IF YOU NEED TO MAKE THE PIECE WIDER ADD AN EVEN NUMBER OF STITCHES TO BOTH SIDES, AND ADD ROWS TO MAKE IT LONGER. THE DESIGN IS CENTERED, SO ADD STITCHES EVENLY TO BOTH SIDES.

WHITE:7 OUNCES/330 YDS

BLACK: 3 OUNCES/122 YDS

BRIGHT YELLOW: 2 OUNCES/59 YDS

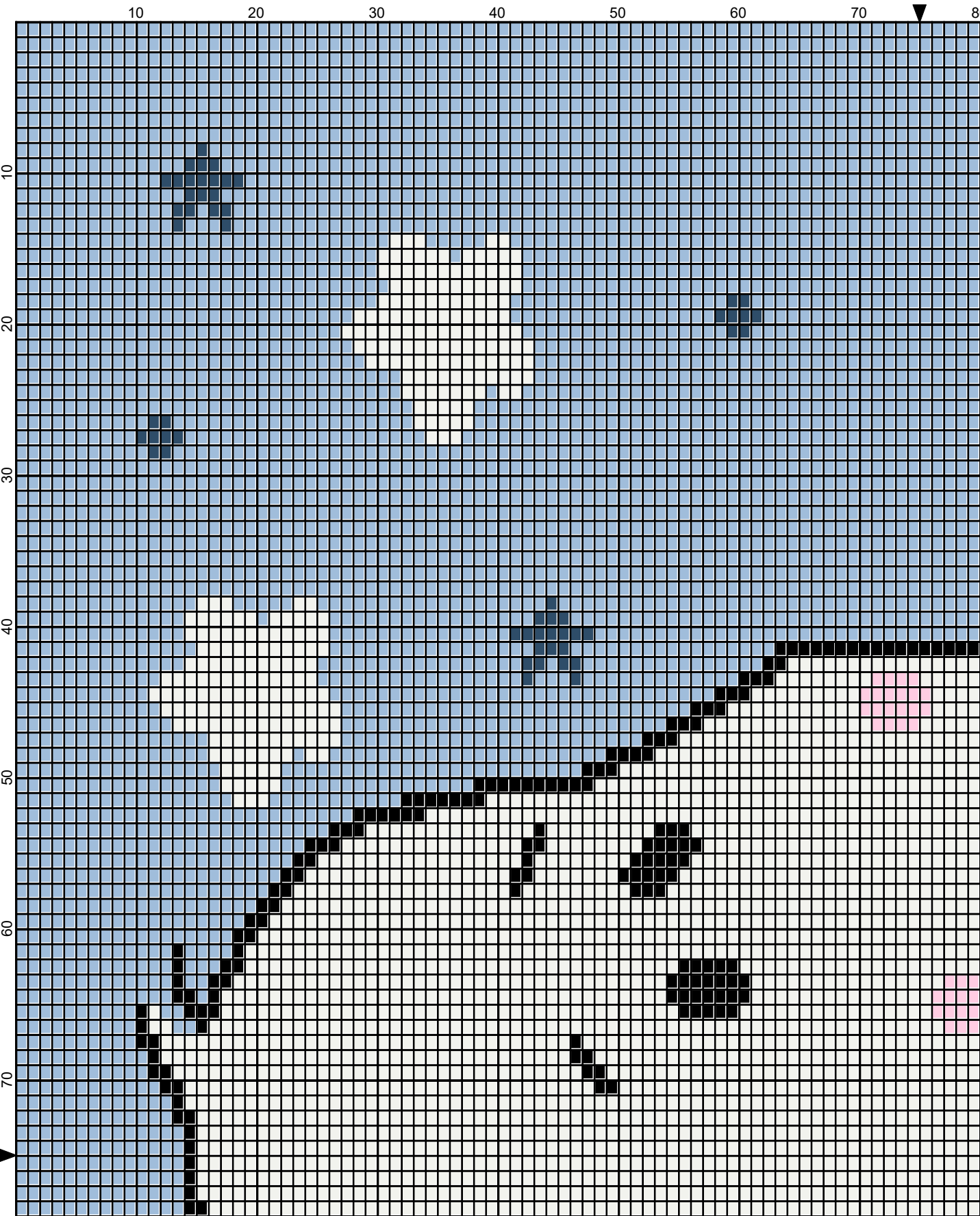
LT BLUE:16 OUNCES/757 YDS

PADDY GREEN: 1 OUNCE/44 YDS

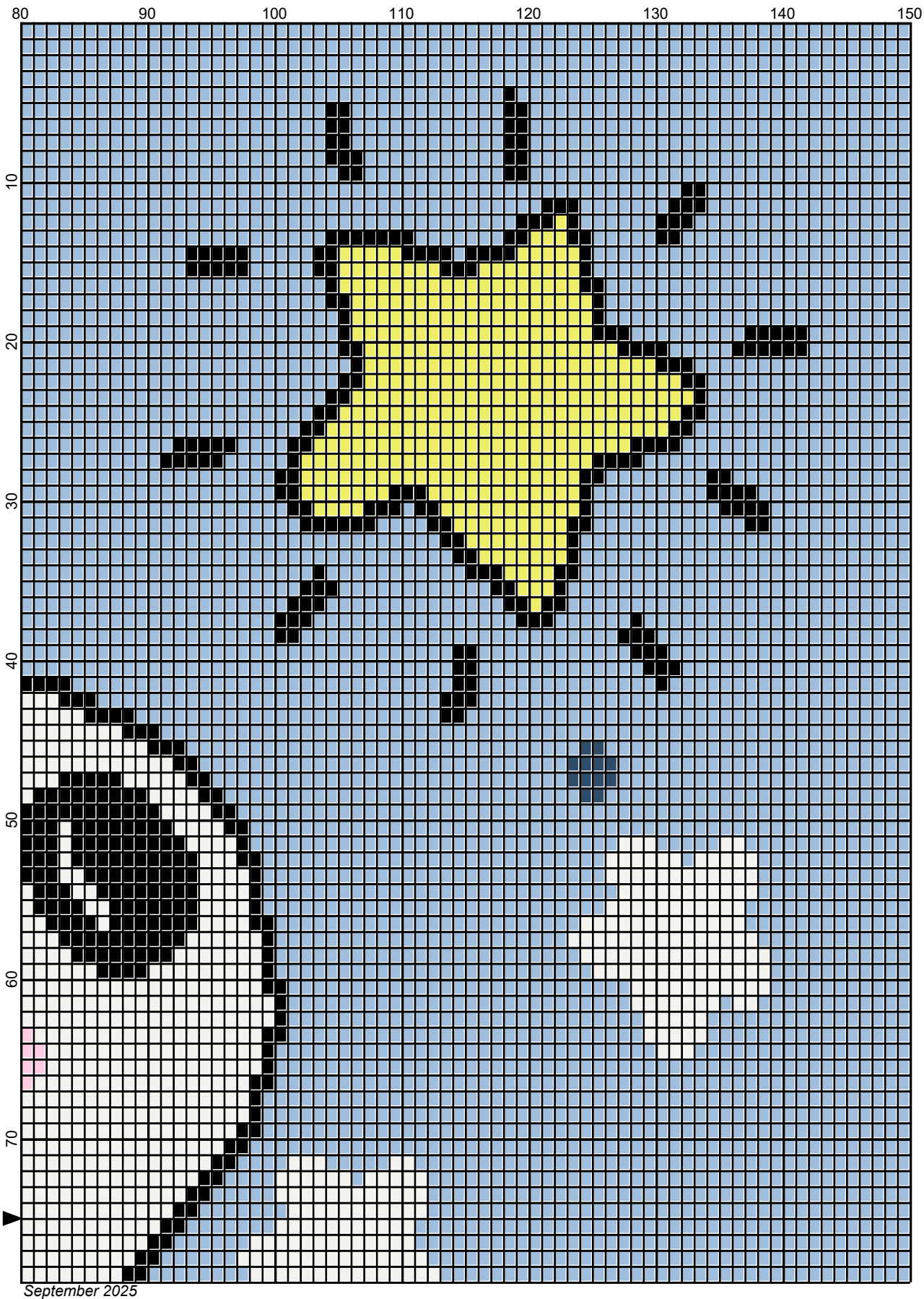
PETAL PINK: SMALL AMT/8 YDS

SPRING GREEN: 4 OUNCES/170 YDS


WINDSOR BLUE:SMALL AMT/11 YDS



September 2025




September 2025



September 2025

Legend:



RHS-312 RHS-324 RHS-381 RHS-368 RHS-373 RHS-316 RHS-672 RHS-380