



Snoopy - Dancing by Donna Hammell



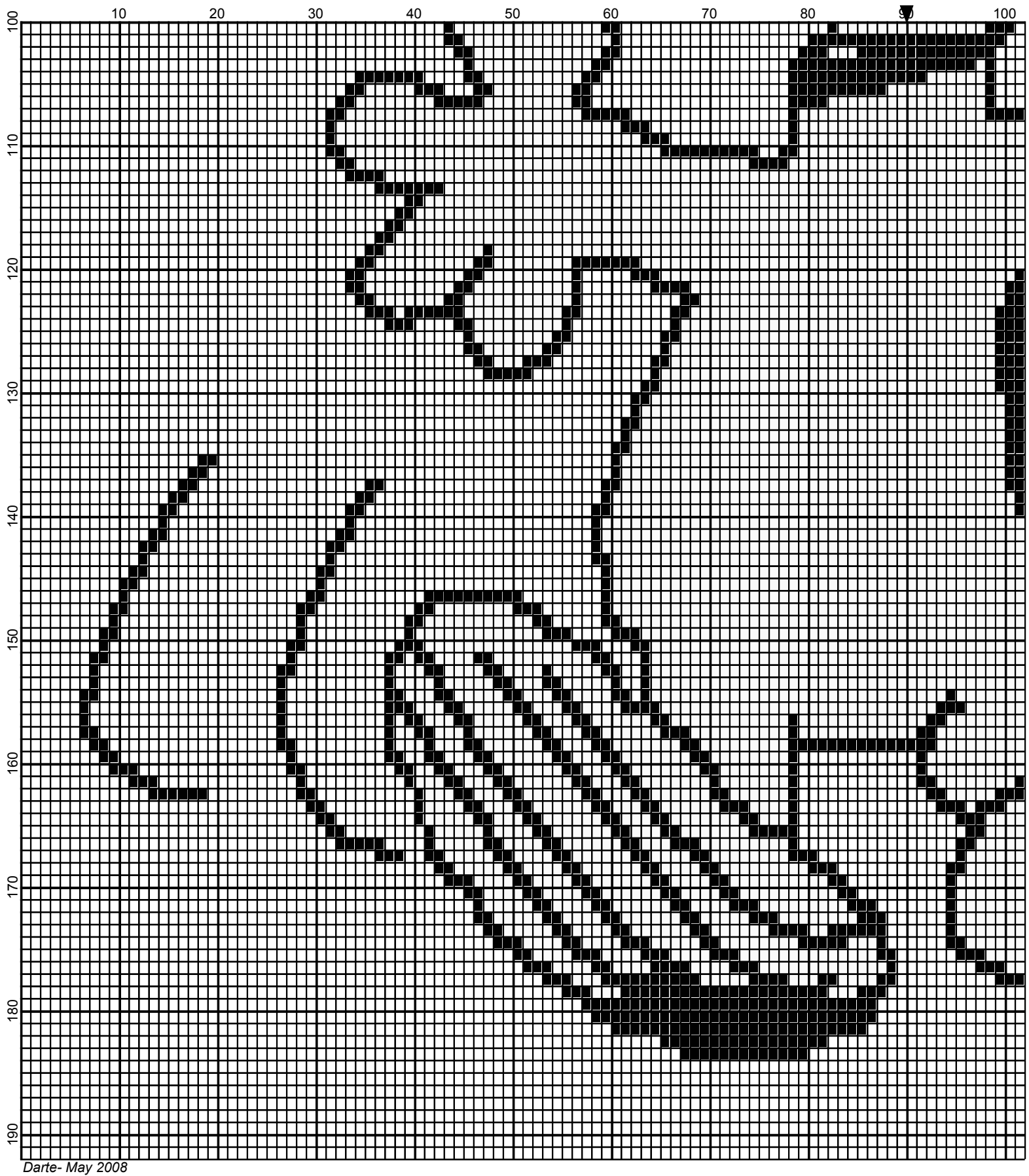
Darte- May 2008

Snoopy - Dancing by Donna Hammell




Darte- May 2008

# Snoopy - Dancing by Donna Hammell



Darte- May 2008

Snoopy - Dancing by Donna Hammell



Darte- May 2008

# Snoopy - Dancing

---

**Author:** Donna Hammell  
**Copyright:** Darte- May 2008  
**Website:** [www.geocities.com/crochetshoppe/patterns.html](http://www.geocities.com/crochetshoppe/patterns.html)  
**Grid Size:** 180W x 192H  
**Design Area:** 16.70" x 22.13" (167 x 177 stitches)

## Legend:

■ [2] 001 RH012 Black    □ [2] 001 rh001 White

Instructions for using the graph.

GAUGE= 5 STS = 1"  
4 ROWS = 1"

I USED SIZE "H" AFGHAN HOOK,USE WHATEVER SIZE GIVES YOU THE CORRECT GAUGE. CAN BE DONE IN AFGHAN STITCH OR SINGLE CROCHET.

EACH SQUARE ON THE GRAPH REPRESENTS 1 STITCH. FOR SINGLE CROCHET READ THE CHART FROM LEFT TO RIGHT. IF USING AFGHAN STITCH ALWAYS READ FROM THE RIGHT.

TO START: CHAIN ONE MORE STITCH THAN GRAPH.

YOU WILL NEED TO ADD STITCHES TO MAKE THE PIECE WIDER, AND ADD ROWS TO MAKE IT LONGER. THE DESIGN IS CENTERED, SO ADD STITCHES EVENLY TO BOTH SIDES.

ESTIMATED RED HEART YARN NEEDED:

WHITE: 10 OUNCES

BLACK:4 OUNCE

BACKGROUND: 22 OUNCES