




Sleeping Beauty Blue by Donna Hammell



Sleeping Beauty Blue by Donna Hammell














Sleeping Beauty Blue by Donna Hammell



Sleeping Beauty Blue

Author: Donna Hammell
Company: The Crochet Shoppe
Copyright: March 2009
Website: www.geocities.com/crochetshoppe/patterns.html
Grid Size: 200W x 200H
Design Area: 20.00" x 25.00" (200 x 200 stitches)

Legend: (BSV)

 [2] 07421 Black	 [2] 07751 Pale Antique Rose	 [2] 07698 Light Navy	 [2] 07649 Honey
 [2] 00608 Bright Yellow	 [2] 07704 Medium Navy	 [2] 07513 Scarlet	 [2] 07414 Natural
 [2] 07445 Yellow	 [2] 07681 Pale Navy	 [2] 07391 White	

Call Outs:
 [2] SSO-SS2613 SOFT YELLOW Simply Soft

Instructions for using the graph.

GAUGE= 4 STS = 1"
4 ROWS = 1"

I USED SIZE "H" HOOK,USE WHATEVER SIZE GIVES YOU THE CORRECT GAUGE. CAN BE DONE IN AFGHAN STITCH OR SINGLE CROCHET.

EACH SQUARE ON THE GRAPH REPRESENTS 1 STITCH. FOR SINGLE CROCHET READ THE CHART FROM RIGHT TO LEFT, AND THEN LEFT TO RIGHT. IF USING AFGHAN STITCH ALWAYS READ FROM THE RIGHT.

TO START: CHAIN ONE MORE STITCH THAN GRAPH.

YOU WILL NEED TO ADD STITCHES TO MAKE THE PIECE WIDER, AND ADD ROWS TO MAKE IT LONGER. THE DESIGN IS CENTERED, SO ADD STITCHES EVENLY TO BOTH SIDES.

ESTIMATED BERNAT SUPER VALUE YARN NEEDED:
YELLOW: 1 OUNCE
MEDIUM NAVY: 3 OUNCES
PALE NAVY: 1 OUNCE
LIGHT NAVY: 11 OUNCES
SCARLET/RED: SMALL AMOUNT
WHITE: 2 OUNCES
BLACK: SMALL AMOUNT
BRIGHT YELLOW: SMALL AMOUNT
HONEY: SMALL AMOUNT
NATURAL: SMALL AMOUNT
SOFT YELLOW: 2 OUNCES
ROSE/BACKGROUND: 23 OUNCES