


April 2010



April 2010










April 2010

# sleeping\_bear\_mural

---

**Author:** Donna Hammell  
**Copyright:** April 2010  
**Website:** www.donnascrochetshoppe.com  
**Grid Size:** 150W x 150H  
**Design Area:** 15.00" x 18.75" (150 x 150 stitches)

**Legend:**

|   |     |     |       |        |   |     |     |       |              |   |     |     |       |          |
|---|-----|-----|-------|--------|---|-----|-----|-------|--------------|---|-----|-----|-------|----------|
|  | [2] | 001 | rh001 | White  |  | [2] | 001 | RH336 | Warm Brown   |  | [2] | 001 | RH111 | Eggshell |
|  | [2] | 001 | RH012 | Black  |  | [2] | 001 | RH339 | Medium Brown |   |     |     |       |          |
|  | [2] | 001 | RH230 | Yellow |  | [2] | 001 | RH815 | Pale Blue    |   |     |     |       |          |

Instructions for using the graph.

GAUGE= 5 STS = 1"  
4 ROWS = 1"

I USED SIZE "H" AFGHAN HOOK,USE WHATEVER SIZE GIVES YOU THE CORRECT GAUGE. CAN BE DONE IN AFGHAN STITCH OR SINGLE CROCHET.

EACH SQUARE ON THE GRAPH REPRESENTS 1 STITCH. FOR SINGLE CROCHET READ THE CHART FROM RIGHT TO LEFT, AND THEN LEFT TO RIGHT. IF USING AFGHAN STITCH ALWAYS READ FROM THE RIGHT.

TO START: CHAIN ONE MORE STITCH THAN GRAPH.

YOU WILL NEED TO ADD STITCHES TO MAKE THE PIECE WIDER, AND ADD ROWS TO MAKE IT LONGER. THE DESIGN IS CENTERED, SO ADD STITCHES EVENLY TO BOTH SIDES.

ESTIMATED YARN NEEDED:  
WHITE: SML AMT  
BLACK: 1 OUNCE  
YELLOW: 2 OUNCES  
WARM BROWN: 1 OUNCE  
MEDIUM BROWN:1 OUNCE  
EGSHELL: SML AMT  
BACKGROUND: 21 OUNCES