




February 2019



February 2019














February 2019

skellington_fairie

Author: Donna Hammell
Copyright: February 2019
Website: www.donnascrochetshoppe.com
Grid Size: 240W x 240H
Design Area: 24.00" x 30.00" (240 x 240 stitches)

Legend:

 [2] RHS	312 Black	 [2] RHS	528 Medium Purple	 [2] RHS	774 Light Raspberry
 [2] RHS	322 Pale Yellow	 [2] RHS	316 Soft White	 [2] RHS	RH400 Gray Heather
 [2] RHS	776 Dark Orchid	 [2] RHS	373 Petal Pink	 [2] RHS	672 Spring Green

Instructions for using the graph.

GAUGE= 5 STS = 1"
4 ROWS = 1"

I USED SIZE "H" AFGHAN HOOK,USE WHATEVER SIZE GIVES YOU THE CORRECT GAUGE. CAN BE DONE IN AFGHAN STITCH OR SINGLE CROCHET.

EACH SQUARE ON THE GRAPH REPRESENTS 1 STITCH. FOR SINGLE CROCHET READ THE CHART FROM LEFT TO RIGHT. IF USING AFGHAN STITCH ALWAYS READ FROM THE RIGHT.

TO START: CHAIN ONE MORE STITCH THAN GRAPH.

YOU WILL NEED TO ADD STITCHES TO MAKE THE PIECE WIDER, AND ADD ROWS TO MAKE IT LONGER. THE DESIGN IS CENTERED, SO ADD STITCHES EVENLY TO BOTH SIDES.

ESTIMATED YARN NEEDED:

BLACK ;12 OUNCES
WHITE: 3 OUNCES
DARK ORCHID: 2 OUNCES
SPRING GREEN: 48 OUNCES
LT RASPBERRY: 1 OUNCE
PETAL PINK : 3 OUNCES
MEDIUM PURP;E: 3 OUNCES
PALE YELLOW: 4 OUNCES
GRAY: 4 OUNCES