



August 2011



August 2011










August 2011

Shaggy

Author: Donna Hammell
Copyright: August 2011
Website: www.donnascrochetshoppe.com
Grid Size: 240W x 240H
Design Area: 24.00" x 30.00" (240 x 240 stitches)

Legend:

	[2]	001	RH012	Black		[2]	001	RH676	Emerald Green		[2]	001	RH300	Light Grey
	[2]	001	RH401	Nickel		[2]	001	RH257	Light Peach					
	[2]	001	RH339	Medium Brown		[2]	001	rhcorn	Cornmeal					

Instructions for using the graph.

GAUGE= 5 STS = 1"
4 ROWS = 1"

I USED SIZE "H" AFGHAN HOOK,USE WHATEVER SIZE GIVES YOU THE CORRECT GAUGE. CAN BE DONE IN AFGHAN STITCH OR SINGLE CROCHET.

EACH SQUARE ON THE GRAPH REPRESENTS 1 STITCH. FOR SINGLE CROCHET READ THE CHART FROM RIGHT TO LEFT, AND THEN LEFT TO RIGHT. IF USING AFGHAN STITCH ALWAYS READ FROM THE RIGHT.

TO START: CHAIN ONE MORE STITCH THAN GRAPH.

YOU WILL NEED TO ADD STITCHES TO MAKE THE PIECE WIDER, AND ADD ROWS TO MAKE IT LONGER. THE DESIGN IS CENTERED, SO ADD STITCHES EVENLY TO BOTH SIDES.

ESTIMATED YARN NEEDED:
BLACK ; 3 OUNCES
GREEN: 4 OUNCES
MEDIUM BROWN :3 OUNCES
LT PEACH: 2 OUNCES
GRAY: 1 OUNCE
BACKGROUND: 48 OUNCES
CORNMEAL: 1 OUNCE