




February 2017




February 2017



February 2017





February 2017

# severus\_snape\_200x280

---

**Author:** Donna Hammell  
**Company:** Donna's Crochet Shoppe  
**Copyright:** February 2017  
**Website:** [www.donnascrochetshoppe.com](http://www.donnascrochetshoppe.com)  
**Grid Size:** 200W x 280H  
**Design Area:** 20.00" x 35.00" (200 x 280 stitches)

## Legend:

■ [2] RHC 312 Black      ■ [2] RHC 0401 Nickel      □ [2] RHC 003 Off White      ■ [2] RHS 330 Linen

Instructions for using the graph.

GAUGE= 5 STS = 1"  
4 ROWS = 1"

I USED SIZE "H" AFGHAN HOOK,USE WHATEVER SIZE GIVES YOU THE CORRECT GAUGE. CAN BE DONE IN AFGHAN STITCH OR SINGLE CROCHET.

EACH SQUARE ON THE GRAPH REPRESENTS 1 STITCH. FOR SINGLE CROCHET READ THE CHART FROM RIGHT TO LEFT, AND THEN LEFT TO RIGHT. IF USING AFGHAN STITCH ALWAYS READ FROM THE RIGHT.

TO START: CHAIN ONE MORE STITCH THAN GRAPH.

IF YOU NEED TO MAKE THE PIECE WIDER ADD STITCHES EVENLY TO BOTH SIDES, AND ADD ROWS TO MAKE IT LONGER. THE DESIGN IS CENTERED

ESTIMATED RED HEART YARN NEEDED:

BLACK ;38 OUNCES

LINEN: 6 OUNCES

OFF WHITE: 28 OUNCES

NICKEL: 3 OUNCES