













# scully\_150x150

---

**Author:** Donna Hammell  
**Copyright:** January 2014  
**Website:** [www.donnascrochetshoppe.com](http://www.donnascrochetshoppe.com)  
**Grid Size:** 150W x 150H  
**Design Area:** 13.80" x 14.38" (138 x 115 stitches)

## Legend:

	[2] RHC	312	Black		[2] RHS	324	Bright Yellow		[2] RHS	321	Gold
	[2] RHS	672	Spring Green		[2] RHS	316	Soft White		[2] RHC	0681	Mist Green
	[2] RHS	254	Pumpkin		[2] RHS	390	Hot Red		[2] RHC	RHCC	Pink
	[2] RHS	368	Paddy Green		[2] RHS	512	Turqua		[2] RHC	319	Cherry Red

Instructions for using the graph.

GAUGE= 5 STS = 1"  
4 ROWS = 1"

I USED SIZE "H" AFGHAN HOOK,USE WHATEVER SIZE GIVES YOU THE CORRECT GAUGE. CAN BE DONE IN AFGHAN STITCH OR SINGLE CROCHET.

EACH SQUARE ON THE GRAPH REPRESENTS 1 STITCH. FOR SINGLE CROCHET READ THE CHART FROM RIGHT TO LEFT, AND THEN LEFT TO RIGHT. IF USING AFGHAN STITCH ALWAYS READ FROM THE RIGHT.

TO START: CHAIN ONE MORE STITCH THAN GRAPH.

IF YOU NEED TO MAKE THE PIECE WIDER ADD STITCHES EVENLY TO BOTH SIDES, AND ADD ROWS TO MAKE IT LONGER. THE DESIGN IS CENTERED

ESTIMATED I LOVE THIS YARN NEEDED:

BLACK ;3 OUNCES  
WHITE: 1 OUNCE  
SPRING GREEN: 3 OUNCES  
PUMPKIN: 4 OUNCES  
PINK:SMALL AMT  
PADDY GREEN: 1 OUNCE  
RED: SMALL AMT  
CHERRY RED: SMALL AMT

TURQUA: SMALL AMT  
MIST GREEN: 2 OUNCES  
GOLD: SMALL AMT  
BACKGROUND: 15 OUNCES