
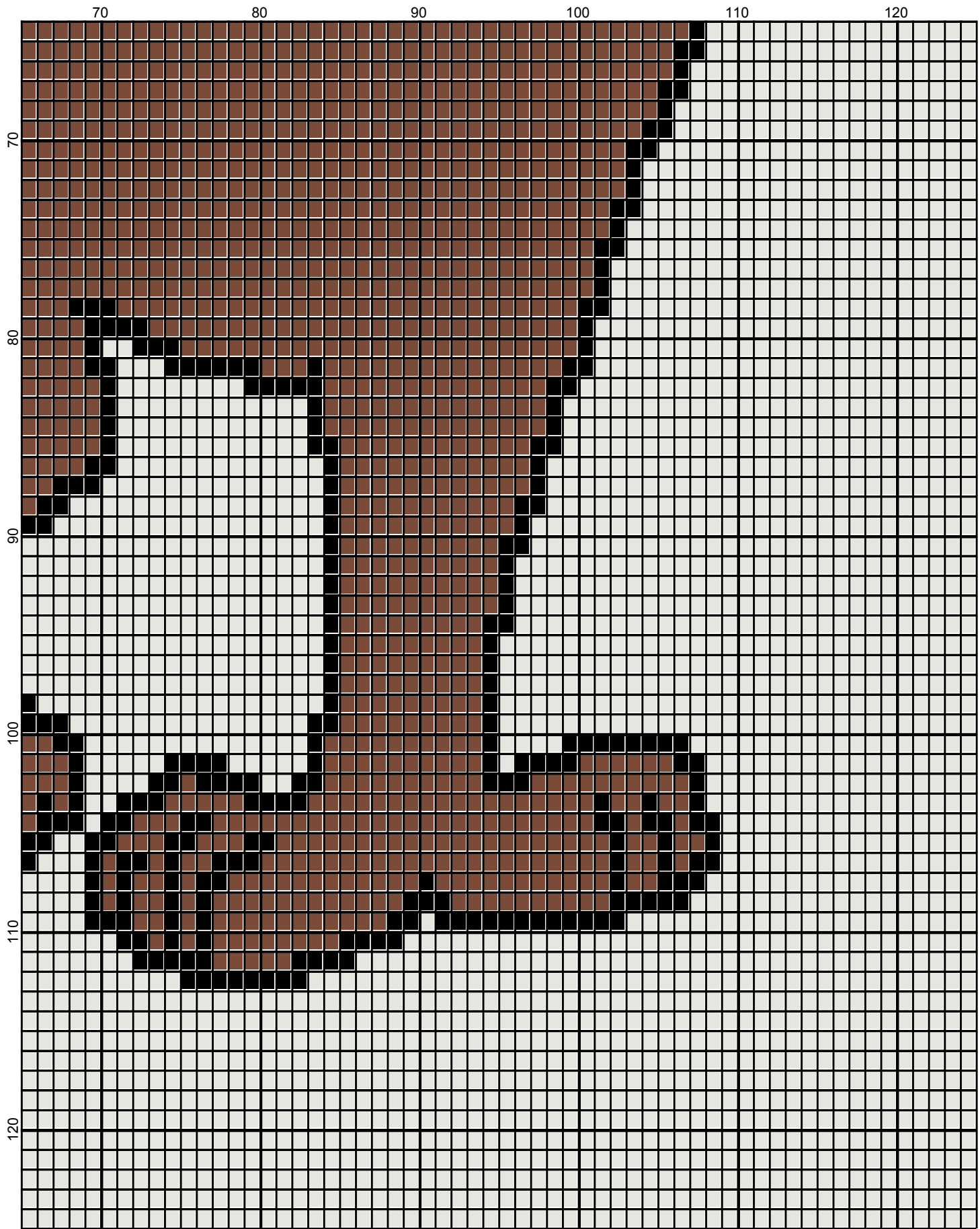




November 2009



November 2009









November 2009

Scooby Doo 125 x 125

Author: Donna Hammell
Copyright: November 2009
Website: www.donnascrochetshoppe.com
Grid Size: 125W x 125H
Design Area: 12.50" x 15.63" (125 x 125 stitches)

Legend:

	[2]	001	RH012	Black		[2]	001	RH676	Emerald Green		[2]	001	rh001	White
	[2]	001	RH339	Medium Brown		[2]	001	RH737	Pink		[2]	001	RH003	Off White

Instructions for using the graph.

GAUGE= 5 STS = 1"
4 ROWS = 1"

I USED SIZE "H" AFGHAN HOOK,USE WHATEVER SIZE GIVES YOU THE CORRECT GAUGE. CAN BE DONE IN AFGHAN STITCH OR SINGLE CROCHET.

EACH SQUARE ON THE GRAPH REPRESENTS 1 STITCH. FOR SINGLE CROCHET READ THE CHART FROM RIGHT TO LEFT, AND THEN LEFT TO RIGHT. IF USING AFGHAN STITCH ALWAYS READ FROM THE RIGHT.

TO START: CHAIN ONE MORE STITCH THAN GRAPH.

IF YOU NEED TO MAKE THE PIECE WIDER ADD AN EVEN NUMBER OF STITCHES TO BOTH SIDES, AND ADD ROWS TO MAKE IT LONGER. THE DESIGN IS CENTERED, SO ADD STITCHES EVENLY TO BOTH SIDES.

ESTIMATED YARN NEEDED:
BLACK; 2 OUNCES
MEDIUM BROWN:4 OUNCES
WHITE: SMALL AMT
PINK: SMALL AMT
BACKGROUND: 11 OUNCES
EMERALD GREEN: SMALL AMT