


July 2013












July 2013

rugrats_angelica_150x150

Author: Donna Hammell
Copyright: July 2013
Website: www.donnascrochetshoppe.com
Grid Size: 150W x 150H
Design Area: 15.00" x 18.75" (150 x 150 stitches)

Legend:

	[2] RHS	312	Black		[2] RHS	327	Light Coral		[2] RHS	254	Pumpkin
	[2] RHS	321	Gold		[2] RHS	316	Soft White		[2] RHS	512	Turqua
	[2] RHS	776	Dark Orchid		[2] RHS	706	Perfect Pink		[2] RHS	322	Pale Yellow

Instructions for using the graph.

GAUGE= 5 STS = 1"
4 ROWS = 1"

I USED SIZE "H" AFGHAN HOOK,USE WHATEVER SIZE GIVES YOU THE CORRECT GAUGE. CAN BE DONE IN AFGHAN STITCH OR SINGLE CROCHET.

EACH SQUARE ON THE GRAPH REPRESENTS 1 STITCH. FOR SINGLE CROCHET READ THE CHART FROM RIGHT TO LEFT, AND THEN LEFT TO RIGHT. IF USING AFGHAN STITCH ALWAYS READ FROM THE RIGHT.

TO START: CHAIN ONE MORE STITCH THAN GRAPH.

IF YOU NEED TO MAKE THE PIECE WIDER, OR LONGER. THE DESIGN IS CENTERED, SO ADD STITCHES & ROWS EVENLY TO BOTH SIDES.

ESTIMATED YARN NEEDED:
BLACK ; 2 OUNCES
GOLD: 2 OUNCES
DARK ORCHID: 2 OUNCES
PUMKPIN: 1 OUNCES
LT CORAL: 1 OUNCES
TURQUA: 1 OUNCE
WHITE: 1 OUNCE
PNIK: SMALL AMT
BACKGROUND: 16 OUNCES