



November 2014




November 2014




November 2014



November 2014










reindeer_150x200

Author: Donna Hammell
Copyright: November 2014
Website: www.donnascrochetshoppe.com
Grid Size: 150W x 200H
Design Area: 15.00" x 25.00" (150 x 200 stitches)

Legend:

 [2] RHC 0339 Mid Brown	 [2] RHC 902 Jockey Red	 [2] RHC RHC Frosty Green
 [2] RHC 0336 Warm Brown	 [2] RHC 001 White	

Instructions for using the graph.

GAUGE= 5 STS = 1"
4 ROWS = 1"

I USED SIZE "H" AFGHAN HOOK, USE WHATEVER SIZE GIVES YOU THE CORRECT GAUGE. CAN BE DONE IN AFGHAN STITCH OR SINGLE CROCHET.

EACH SQUARE ON THE GRAPH REPRESENTS 1 STITCH. FOR SINGLE CROCHET READ THE CHART FROM RIGHT TO LEFT, AND THEN LEFT TO RIGHT. IF USING AFGHAN STITCH ALWAYS READ FROM THE RIGHT.

TO START: CHAIN ONE MORE STITCH THAN GRAPH.

MID BROWN: 3 OUNCES

WARM BROWN: 4 OUNCES

RED: 2 OUNCES

WHITE: 1 OUNCE

BACKGROUND: 30 OUNCES