






date June 2008

# Red - 50 x 44

---

**Author:** Donna Hammell  
**Copyright:** date June 2008  
**Website:** www.geocities.com/crochetshoppe/patterns.html  
**Grid Size:** 50W x 44H  
**Design Area:** 5.00" x 5.50" (50 x 44 stitches)

**Legend:**  
 [2] 001 rh001 White       [2] 001 RH912 Cherry Red       [2] 001 RH257 Light Peach  
 [2] 001 RH012 Black       [2] 001 RH412 Silver

Instructions for using the graph.

GAUGE= 5 STS = 1"  
4 ROWS = 1"

I USED SIZE "H" AFGHAN HOOK,USE WHATEVER SIZE GIVES YOU THE CORRECT GAUGE. CAN BE DONE IN AFGHAN STITCH OR SINGLE CROCHET.

EACH SQUARE ON THE GRAPH REPRESENTS 1 STITCH. FOR SINGLE CROCHET READ THE CHART FROM RIGHT TO LEFT, AND THEN LEFT TO RIGHT. IF USING AFGHAN STITCH ALWAYS READ FROM THE RIGHT.

TO START: CHAIN ONE MORE STITCH THAN GRAPH.

YOU WILL NEED TO ADD STITCHES TO MAKE THE PIECE WIDER, AND ADD ROWS TO MAKE IT LONGER. THE DESIGN IS CENTERED, SO ADD STITCHES EVENLY TO BOTH SIDES.

ESTIMATED YARN NEEDED: SMALL AMOUNT OF EACH  
RED  
BLACK  
SILVER  
WHITE