



November 2013



November 2013








November 2013

# rayman\_rabbid

---

**Author:** Donna Hammell  
**Copyright:** November 2013  
**Website:** [www.donnascrochetshoppe.com](http://www.donnascrochetshoppe.com)  
**Grid Size:** 180W x 240H  
**Design Area:** 18.00" x 30.00" (180 x 240 stitches)

**Legend:**

 [2] RHC 312 Black	 [2] RHS 376 Burgundy	 [2] RHS 347 Light Periwinkle
 [2] RHS 726 Coral	 [2] RHS 316 Soft White	

Instructions for using the graph.

GAUGE= 5 STS = 1"  
4 ROWS = 1"

I USED SIZE "H" AFGHAN HOOK,USE WHATEVER SIZE GIVES YOU THE CORRECT GAUGE. CAN BE DONE IN AFGHAN STITCH OR SINGLE CROCHET.

EACH SQUARE ON THE GRAPH REPRESENTS 1 STITCH. FOR SINGLE CROCHET READ THE CHART FROM RIGHT TO LEFT, AND THEN LEFT TO RIGHT. IF USING AFGHAN STITCH ALWAYS READ FROM THE RIGHT.

TO START: CHAIN ONE MORE STITCH THAN GRAPH

ESTIMATED BERNAT SUPER SAVER YARN

WHITE: 11 OUNCES

BLACK: 3 OUNCES

CORAL: 6 OUNCES

BURGUNDY:2 OUNCES

BACKGROUND: 30 OUNCES