



July 2009



July 2009










July 2009

Ravenclaw

Author: Donna Hammell
Company: Donnas Crochet Shoppe
Copyright: July 2009
Website: www.donnascrochetshoppe.com
Grid Size: 200W x 200H
Design Area: 20.00" x 25.00" (200 x 200 stitches)

Legend: (001)
 [2] RH012 Black  [2] RH336 Warm Brown  [2] rh001 White
 [2] RH815 Pale Blue  [2] RH822 True Blue

Instructions for using the graph.

GAUGE= 5 STS = 1"
4 ROWS = 1"

I USED SIZE "H" AFGHAN HOOK,USE WHATEVER SIZE GIVES YOU THE CORRECT GAUGE. CAN BE DONE IN AFGHAN STITCH OR SINGLE CROCHET.

EACH SQUARE ON THE GRAPH REPRESENTS 1 STITCH. FOR SINGLE CROCHET READ THE CHART FROM RIGHT TO LEFT, AND THEN LEFT TO RIGHT. IF USING AFGHAN STITCH ALWAYS READ FROM THE RIGHT.

TO START: CHAIN ONE MORE STITCH THAN GRAPH.

YOU WILL NEED TO ADD STITCHES TO MAKE THE PIECE WIDER, AND ADD ROWS TO MAKE IT LONGER. THE DESIGN IS CENTERED, SO ADD STITCHES EVENLY TO BOTH SIDES.

ESTIMATED RED HEART YARN NEEDED:
WHITE:19 OUNCES
WARM BROWN: 4 OUNCES
TRUE BLUE : 1 OUNCE
PALE BLUE: 6 OUNCES
BLACK: 12 OUNCES