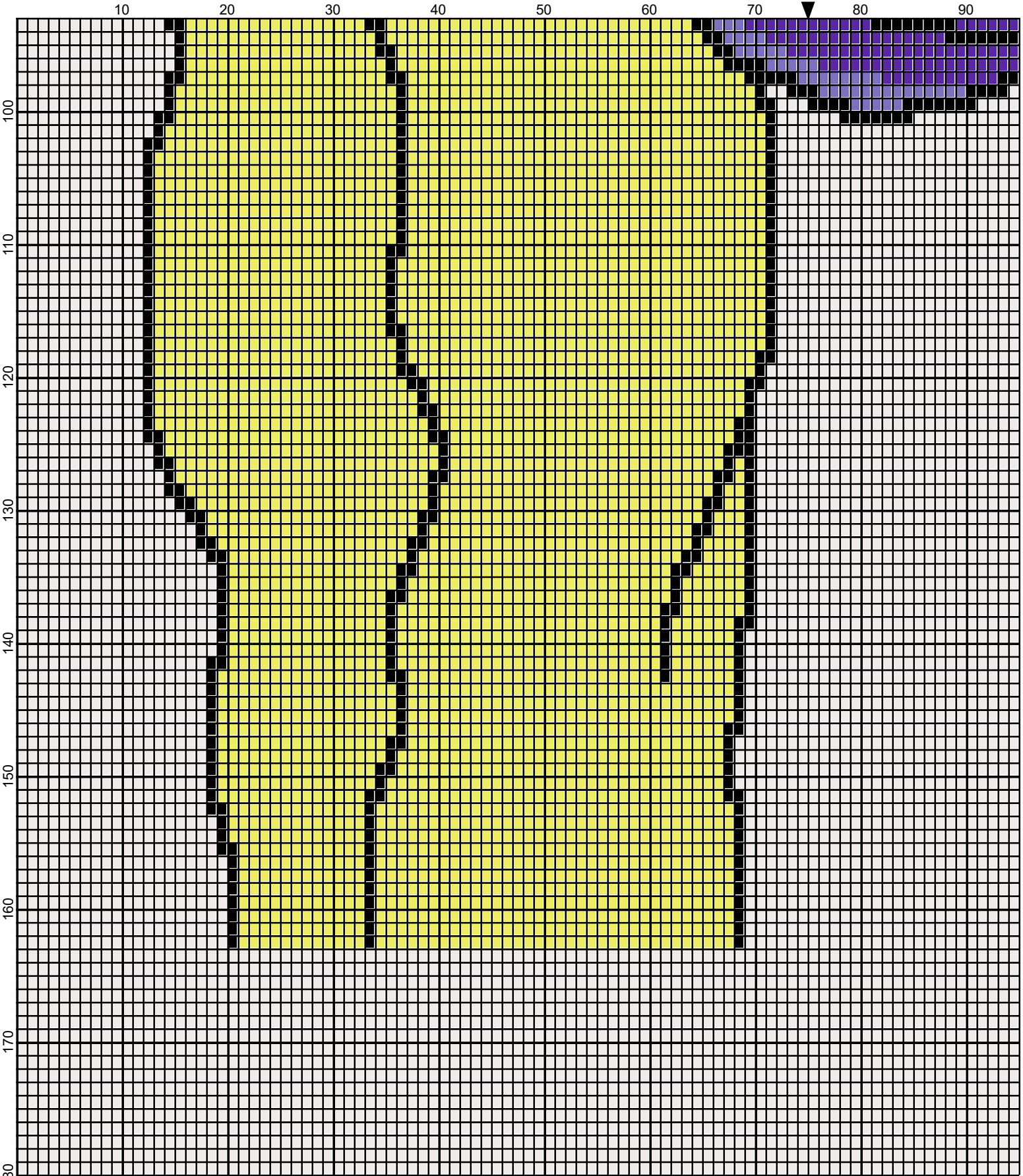





February 2016



February 2016












February 2016

rapunzel_150x180

Author: Donna Hammell
Copyright: February 2016
Website: www.donnascrochetshoppe.com
Grid Size: 150W x 180H
Design Area: 15.00" x 22.50" (150 x 180 stitches)

Legend:

 [2] RHS 327 Light Coral	 [2] RHS 324 Bright Yellow	 [2] RHS 356 Amethyst
 [2] RHS 722 Pretty N Pink	 [2] RHS 316 Soft White	 [2] RHS 358 Lavendar
 [2] RHS 312 Black	 [2] RHS 672 Spring Green	 [2] RHS 313 Aran

Instructions for using the graph.

GAUGE= 5 STS = 1"
4 ROWS = 1"

I USED SIZE "H" AFGHAN HOOK,USE WHATEVER SIZE GIVES YOU THE CORRECT GAUGE. CAN BE DONE IN AFGHAN STITCH OR SINGLE CROCHET.

EACH SQUARE ON THE GRAPH REPRESENTS 1 STITCH. FOR SINGLE CROCHET READ THE CHART FROM RIGHT TO LEFT, AND THEN LEFT TO RIGHT. IF USING AFGHAN STITCH ALWAYS READ FROM THE RIGHT.

TO START: CHAIN ONE MORE STITCH THAN GRAPH.

IF YOU NEED TO MAKE THE PIECE WIDER ADD AN EVEN NUMBER OF STITCHES TO BOTH SIDES, AND ADD ROWS TO MAKE IT LONGER. THE DESIGN IS CENTERED, SO ADD STITCHES EVENLY TO BOTH SIDES.

ESTIMATED YARN NEEDED:

LT CORAL: 3 OUNCES
WHITE:1 OUNCE
BLACK: 3 OUNCES
PRETTY N PINK: SMALL AMT
BRIGHT YELLOW: 8 OUNCES
SPRING GREEN: 1 OUNCE
AMETHYST: 3 OUNCES
LAVENDAR: 1 OUNCE
.BACKGROUND: 20 OUNCES