


March 2008

Ramone by Donna Hammell










March 2008

# Ramone

---

**Author:** Donna Hammell  
**Copyright:** March 2008  
**Website:** [www.geocitites.com/crochetshoppe/patterns/html](http://www.geocitites.com/crochetshoppe/patterns/html)  
**Grid Size:** 200W x 124H  
**Design Area:** 18.80" x 13.63" (188 x 109 stitches)

## Legend:

 [2] 001 RH012 Black	 [2] 001 RH412 Silver	 [2] 001 RH681 Mist Green
 [2] 001 RH230 Yellow	 [2] 001 RH579 Light Lavendar	
 [2] 001 RH401 Nickel	 [2] 001 RH596 Purple	

Instructions for using the graph.

GAUGE= 5 STS = 1"  
4 ROWS = 1"

I USED SIZE "H" AFGHAN HOOK, USE WHATEVER SIZE GIVES YOU THE CORRECT GAUGE. CAN BE DONE IN AFGHAN STITCH OR SINGLE CROCHET.

EACH SQUARE ON THE GRAPH REPRESENTS 1 STITCH. FOR SINGLE CROCHET READ THE CHART FROM RIGHT TO LEFT, AND THEN LEFT TO RIGHT. IF USING AFGHAN STITCH ALWAYS READ FROM THE RIGHT.

TO START: CHAIN ONE MORE STITCH THAN GRAPH.

YOU WILL NEED TO ADD STITCHES TO MAKE THE PIECE WIDER, AND ADD ROWS TO MAKE IT LONGER. THE DESIGN IS CENTERED, SO ADD STITCHES EVENLY TO BOTH SIDES.

## ESTIMATED YARN NEEDED:

YELLOW: 1 OUNCE  
WHITE: SMALL AMOUNT  
MIST GREEN: SMALL AMOUNT  
SILVER: 1 OUNCES  
BLACK: 5 OUNCES  
NICKEL: SMALL AMOUNT  
PURPLE: 5 OUNCES  
LIGHT LAVENDAR: 1 OUNCE  
BACKGROUND: 14 OUNCES