












by Donna Hammell



Donna Hammell











Legend:

- | | | | | |
|---|---|---|--|--|
|  RHS-254 |  RHS-358 |  RHS-512 |  RHS-706 |  RHS-3945 |
|  RHS-324 |  RHS-390 |  RHS-530 |  RHS-3620 |  RHS-316 |

<No Title>

Author: Donna Hammell
Copyright: Donna Hammell
Website: www.donnascrochetshoppe.com
Grid Size: 100W x 96H
Design Area: 10.00" x 12.00" (100 x 96 stitches)

Legend:

 [2] RHS 254 Pumpkin	 [2] RHS 512 Turqua	 [2] RHS 3945 BLUE SUEDE
 [2] RHS 324 Bright Yellow	 [2] RHS 530 Orchid	 [2] RHS 316 Soft White
 [2] RHS 358 Lavendar	 [2] RHS 706 Perfect Pink	
 [2] RHS 390 Hot Red	 [2] RHS 3620 GLOW WORM	

Instructions for using the graph.

GAUGE= 5 STS = 1"
4 ROWS = 1"

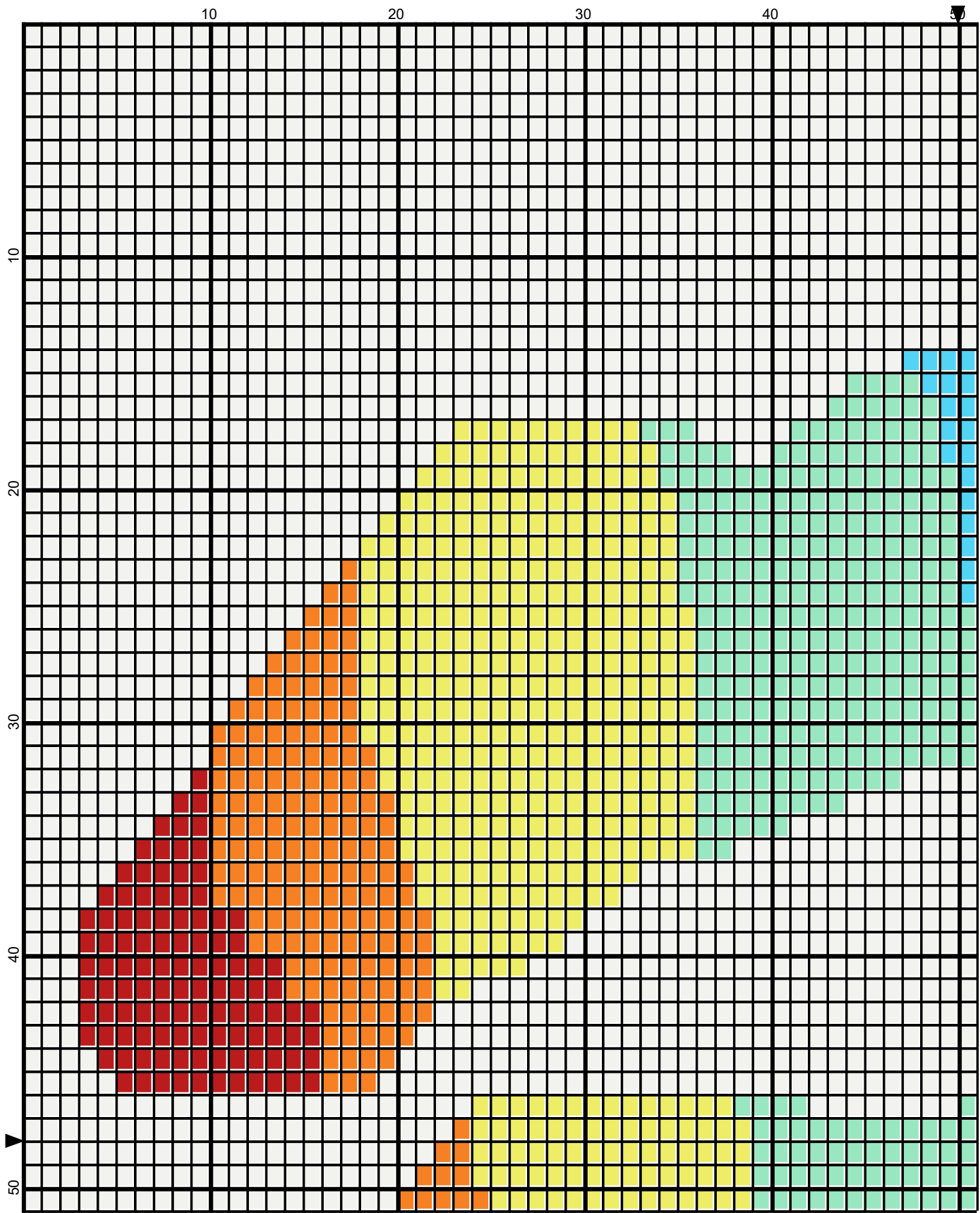
I USED SIZE "H" AFGHAN HOOK, USE WHATEVER SIZE GIVES YOU THE CORRECT GAUGE. CAN BE DONE IN AFGHAN STITCH OR HALF DOUBLE CROCHET

EACH SQUARE ON THE GRAPH REPRESENTS 1 STITCH. FOR SINGLE CROCHET READ THE CHART FROM RIGHT TO LEFT, AND THEN LEFT TO RIGHT. IF USING AFGHAN STITCH ALWAYS READ FROM THE RIGHT.


TO START: CHAIN ONE MORE STITCH THAN GRAPH.

ESTIMATED YARN NEEDED:


WHITE: 385 YDS
RED: 15 YDS
BLUE: 22 YDS
BRIGHT YELLOW: 52 YDS
LAVENDAR; 26 YDS
PUMPKIN: 22 YDS
ORCHID: 15 YDS
TURQUA: 32 YDS
PERFECT PINK: 15 YDS
GLOW WORM: 44 YDS



Donna Hammell



Donna Hammell

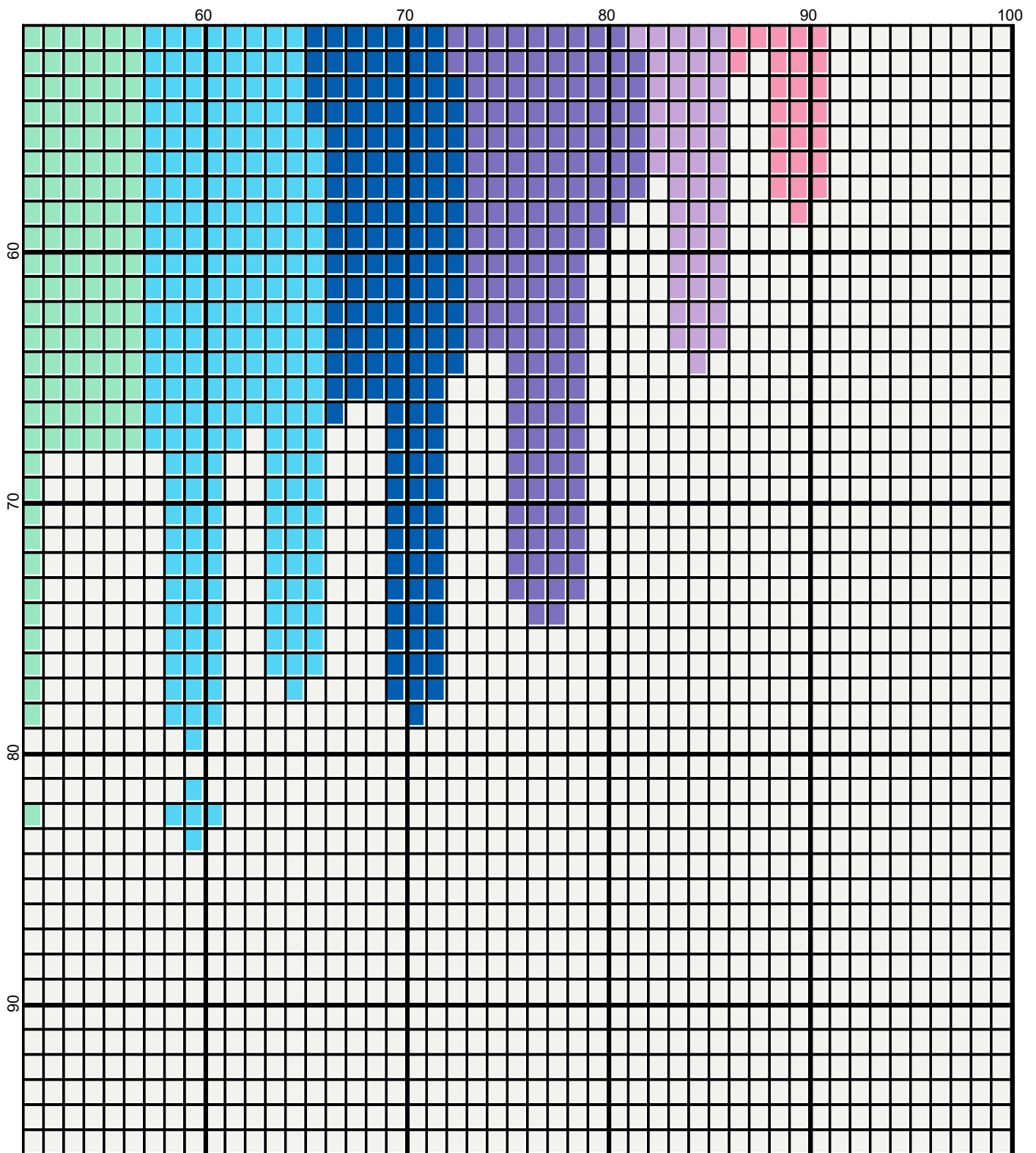


Donna Hammell

Legend:

- RHS-254
- RHS-358
- RHS-512
- RHS-706
- RHS-3945

by Donna Hammell



Donna Hammell

RHS-324 RHS-390 RHS-530 RHS-3620 RHS-316