







Legend:

- RHS-312
- RHS-886
- RHS-3950
- RHS-RHS E300
- RHS-341
- RHS-316

ps5_controller_50x50

Author: Donna Hammell
Copyright: December 2025
Website: www.donnascrochetshoppe.com
Grid Size: 50W x 50H
Design Area: 5.00" x 5.00" (50 x 50 stitches)

Legend:

 [2] RHS	312 Black	 [2] RHS	3950 Charcoal	 [2] RHS	341 Light Gray
 [2] RHS	886 Blue	 [2] RHS	RHS E300 Dusty Gray	 [2] RHS	316 Soft White

Instructions for using the graph.

GAUGE= 5 STS = 1"
4 ROWS = 1"

I USED SIZE "H" AFGHAN HOOK,USE WHATEVER SIZE GIVES YOU THE CORRECT GAUGE. CAN BE DONE IN AFGHAN STITCH OR SINGLE CROCHET.

EACH SQUARE ON THE GRAPH REPRESENTS 1 STITCH. FOR SINGLE CROCHET READ THE CHART FROM RIGHT TO LEFT, AND THEN LEFT TO RIGHT. IF USING AFGHAN STITCH ALWAYS READ FROM THE RIGHT.

TO START: CHAIN ONE MORE STITCH THAN GRAPH.

IF YOU WILL NEED TO MAKE THE PIECE WIDER ADD STITCHES EVENLY TO BOTH SIDES, AND ADD ROWS TO MAKE IT LONGER. THE DESIGN IS CENTERED, SO ADD STITCHES EVENLY TO BOTH SIDES.

ESTIMATED YARN NEEDED:

BLACK: 23 YDS
CHARCOAL: 28 YDS
WHITE:34 YDS
LT GRAY: 97 YDS
BLUE: 1 YD
DUSTY GRAY: 8 YDS