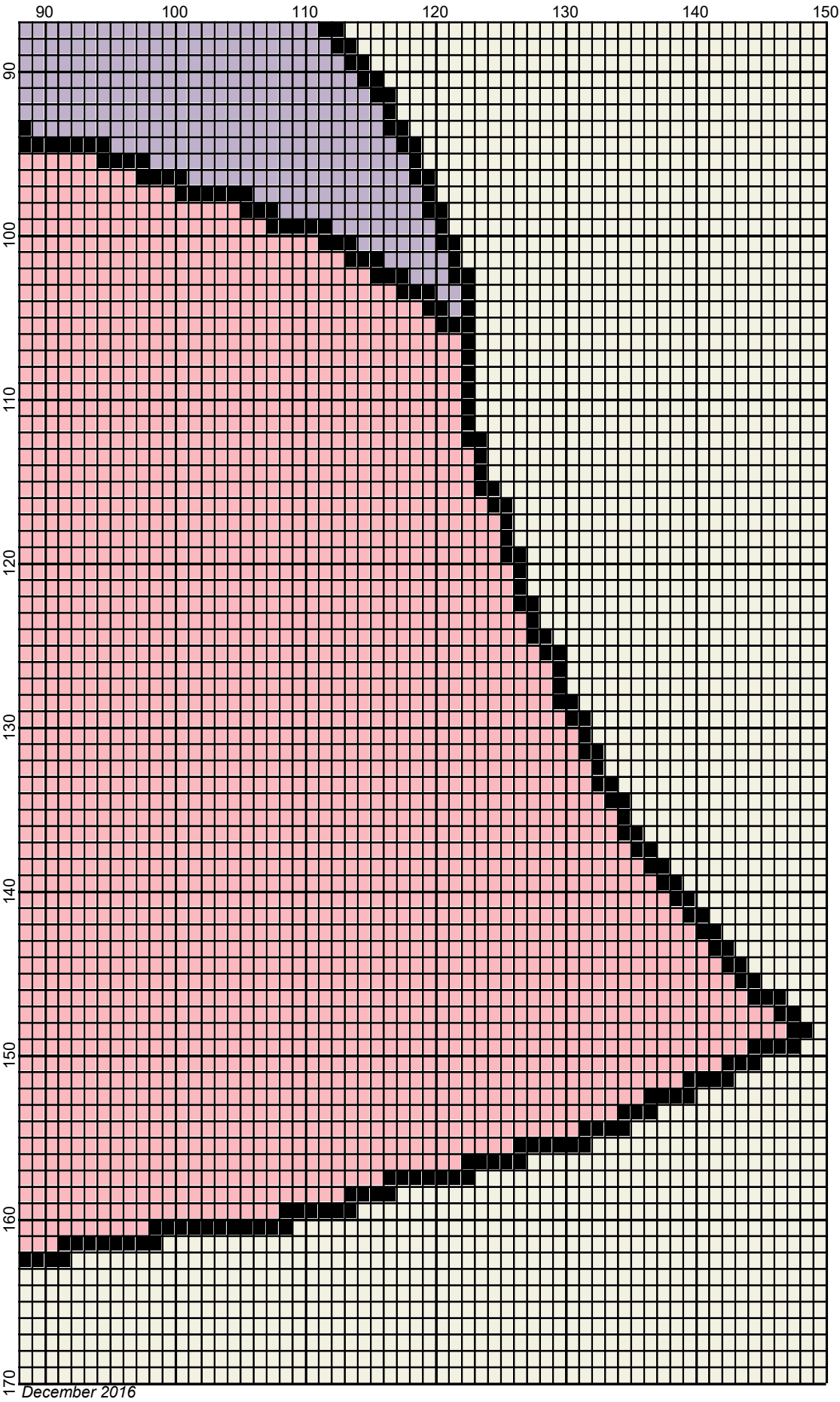


December 2016






December 2016



# princess\_tiana\_150x175

---

**Author:** Donna Hammell  
**Company:** Donna's Crochet Shoppe  
**Copyright:** December 2016  
**Website:** [www.donnascrochetshoppe.com](http://www.donnascrochetshoppe.com)  
**Grid Size:** 150W x 170H  
**Design Area:** 15.00" x 21.25" (150 x 170 stitches)

## Legend:

 [2] RHC 0339 Mid Brown  
 [2] RHC 312 Black  
 [2] RHC 0730 Grenadine

 [2] RHC RHCC Pink  
 [2] RHC 0579 Light Lavendar  
 [2] RHC 001 White

 [2] RHC 0111 Eggshell

Instructions for using the graph.

GAUGE= 5 STS = 1"  
4 ROWS = 1"

I USED SIZE "H" AFGHAN HOOK,USE WHATEVER SIZE GIVES YOU THE CORRECT GAUGE. CAN BE DONE IN AFGHAN STITCH OR SINGLE CROCHET.

EACH SQUARE ON THE GRAPH REPRESENTS 1 STITCH. FOR SINGLE CROCHET READ THE CHART FROM RIGHT TO LEFT, AND THEN LEFT TO RIGHT. IF USING AFGHAN STITCH ALWAYS READ FROM THE RIGHT.

TO START: CHAIN ONE MORE STITCH THAN GRAPH.

IF YOU NEED TO MAKE THE PIECE WIDER ADD AN EVEN NUMBER OF STITCHES TO BOTH SIDES, AND ADD ROWS TO MAKE IT LONGER. THE DESIGN IS CENTERED, SO ADD STITCHES EVENLY TO BOTH SIDES.

## ESTIMATED YARN NEEDED:

BLACK: 3 OUNCES

GRENADINE (DARK PINK):4 OUNCES

MEDIUM BROWN: 1 OUNCE

LAVENDAR: 2 OUNCES

WHITE:SMALL AMT

PINK: 18 OUNCES

BACKGROUND: 18 OUNCES