

praying_hands_tammy by Donna Hammell



February 2022












Legend:

- | | | | | | |
|---|---|---|--|--|--|
|  BSS-7414 |  BSS-5353022 |  BSS-046 |  BSS-514 |  BSS-307 |  BSS-7797 |
|  BSS-53010 |  BSS-7469 |  BSS-317 |  BSS-7773 |  BSS-53012 | |

praying_hands_tammy

Author: Donna Hammell
Copyright: February 2022
Website: www.donnascrochetshoppe.com
Grid Size: 180W x 180H
Design Area: 18.00" x 22.50" (180 x 180 stitches)

Legend:

 [2] BSS	7414 Natural	 [2] BSS	046 Soft Gray	 [2] BSS	307 Lavendar
 [2] BSS	53010 Oatmeal	 [2] BSS	317 Lilac	 [2] BSS	53012 Taupe
 [2] BSS	5353022 Dark Heather	 [2] BSS	514 Topaz	 [2] BSS	7797 Damson
 [2] BSS	7469 Honey	 [2] BSS	7773 Light Damson		

Instructions for using the graph.

GAUGE= 5 STS = 1"
4 ROWS = 1"

I USED SIZE "H" AFGHAN HOOK, USE WHATEVER SIZE GIVES YOU THE CORRECT GAUGE. CAN BE DONE IN AFGHAN STITCH OR SINGLE CROCHET.


EACH SQUARE ON THE GRAPH REPRESENTS 1 STITCH. FOR SINGLE CROCHET READ THE CHART FROM RIGHT TO LEFT, AND THEN LEFT TO RIGHT. IF USING AFGHAN STITCH ALWAYS READ FROM THE RIGHT.

TO START: CHAIN ONE MORE STITCH THAN GRAPH.


IF YOU NEED TO MAKE THE PIECE WIDER ADD AN EVEN NUMBER OF STITCHES TO BOTH SIDES, AND ADD ROWS TO MAKE IT LONGER. THE DESIGN IS CENTERED, SO ADD STITCHES EVENLY TO BOTH SIDES.

ESTIMATED BERNAT SUPER SAVE YARN NEEDED:


NATURAL: 6 OUNCES
OATMEAL: 8 OUNCES
DARK HEATHER: 3 OUNCES
HONEY: 2 OUNCES
SOFT GRAY: 4 OUNCES
LILAC: 3 OUNCES
TOPAZ: 6 OUNCES
LIGHT DAMSON: 3 OUNCES
LAVENDAR: 4 OUNCES
DAMSON: 2 OUNCES



February 2022




February 2022



February 2022

Legend:

praying_hands_tammy by Donna Hammell



February 2022

- BSS-7414
- BSS-5353022
- BSS-046
- BSS-514
- BSS-307
- BSS-7797