


Parrot by Donna Hammell



Legend:












- BSS-608
- BSS-610
- BSS-616
- BSS-7421
- BSS-7445
- BSS-53045
- BSS-609
- BSS-7391
- RHS-324
- BSS-515
- HOB-921577

September 2022

Parrot

Author: Donna Hammell
Copyright: September 2022
Website: www.donnascrochetshoppe.com
Grid Size: 160W x 180H
Design Area: 16.00" x 22.50" (160 x 180 stitches)

Legend:

 [2] BSS 608 Bright Yellow	 [2] BSS 7445 Yellow	 [2] RHS 324 Bright Yellow
 [2] BSS 610 Royal Blue	 [2] BSS 53045 Granite	 [2] BSS 515 Deep Straw
 [2] BSS 616 Peacock	 [2] BSS 609 Kelly Green	 [2] HOB 921577 Jelly Bean
 [2] BSS 7421 Black	 [2] BSS 7391 White	

Instructions for using the graph.

GAUGE= 5 STS = 1"
4 ROWS = 1"


I USED SIZE "H" AFGHAN HOOK, USE WHATEVER SIZE GIVES YOU THE CORRECT GAUGE. CAN BE DONE IN AFGHAN STITCH OR SINGLE CROCHET.


EACH SQUARE ON THE GRAPH REPRESENTS 1 STITCH. FOR SINGLE CROCHET READ THE CHART FROM RIGHT TO LEFT, AND THEN LEFT TO RIGHT. IF USING AFGHAN STITCH ALWAYS READ FROM THE RIGHT.

TO START: CHAIN ONE MORE STITCH THAN GRAPH.


YOU WILL NEED TO ADD STITCHES TO MAKE THE PIECE WIDER, AND ADD ROWS TO MAKE IT LONGER. THE DESIGN IS CENTERED, SO ADD STITCHES EVENLY TO BOTH SIDES.


BERNAT BRIGHT YELLOW: 275 YDS
BERNAT ROYAL BLUE: 140 YDS
BERNAT PEACOCK: 165 YDS
BERNAT BLACK: 245 YDS
BERNAT YELLOW: 70 YDS
BERNAT GRANITE: 17 YDS
BERNAT KELLY GREEN: 19 YDS
BERNAT WHITE: 40 YDS
RED HEART BRIGHT YELLOW: 525 YDS
BERNAT DEEP STRAW: 75 YDS
HOBBY LOBBY JELLY BEAN GREEN: 320 YDS





- Legend:
- BSS-608
 - BSS-610
 - BSS-616
 - BSS-7421
 - BSS-7445
 - BSS-53045
 - BSS-609
 - BSS-7391
 - RHS-324
 - BSS-515
 - HOB-921577





September 2022