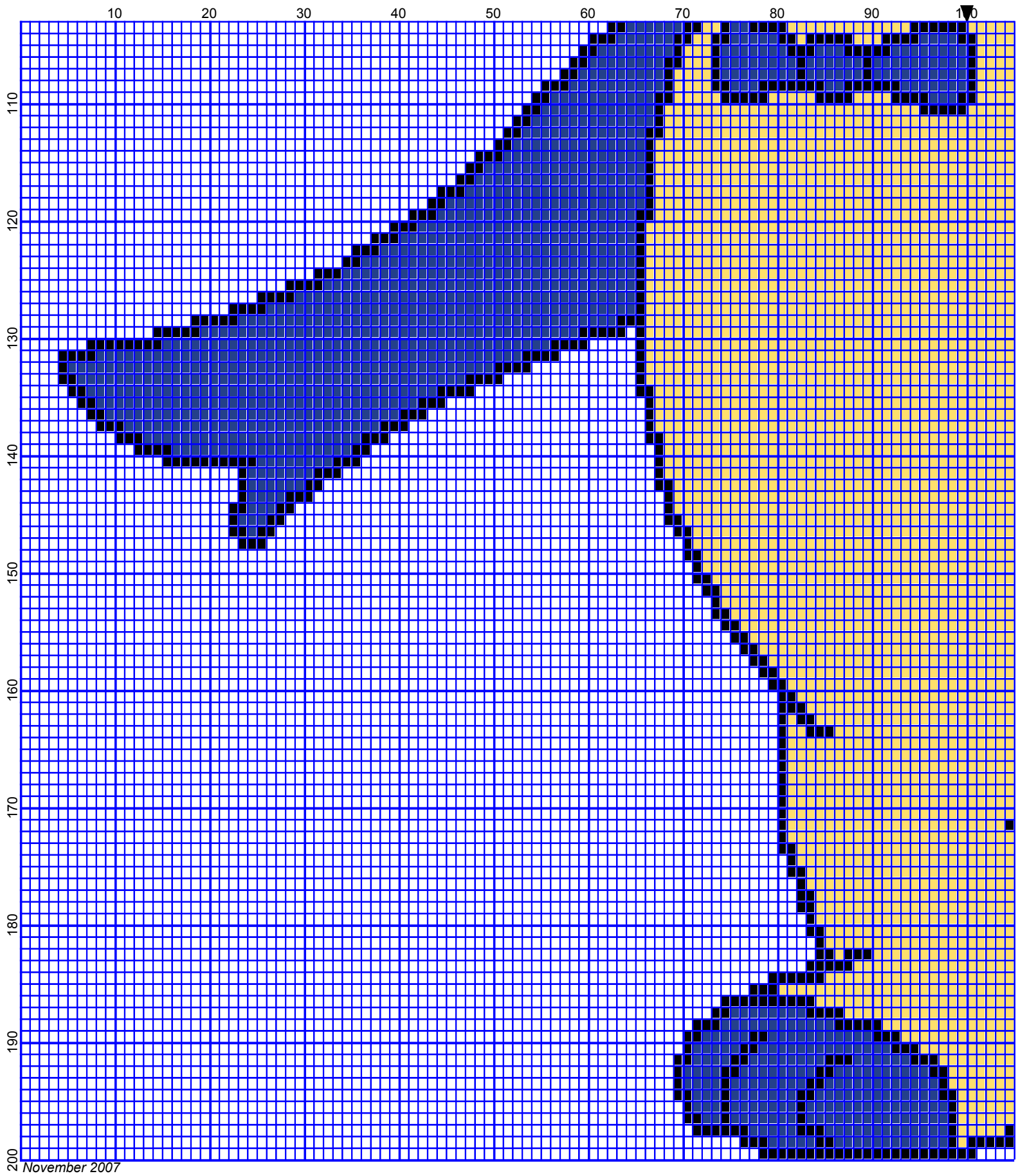
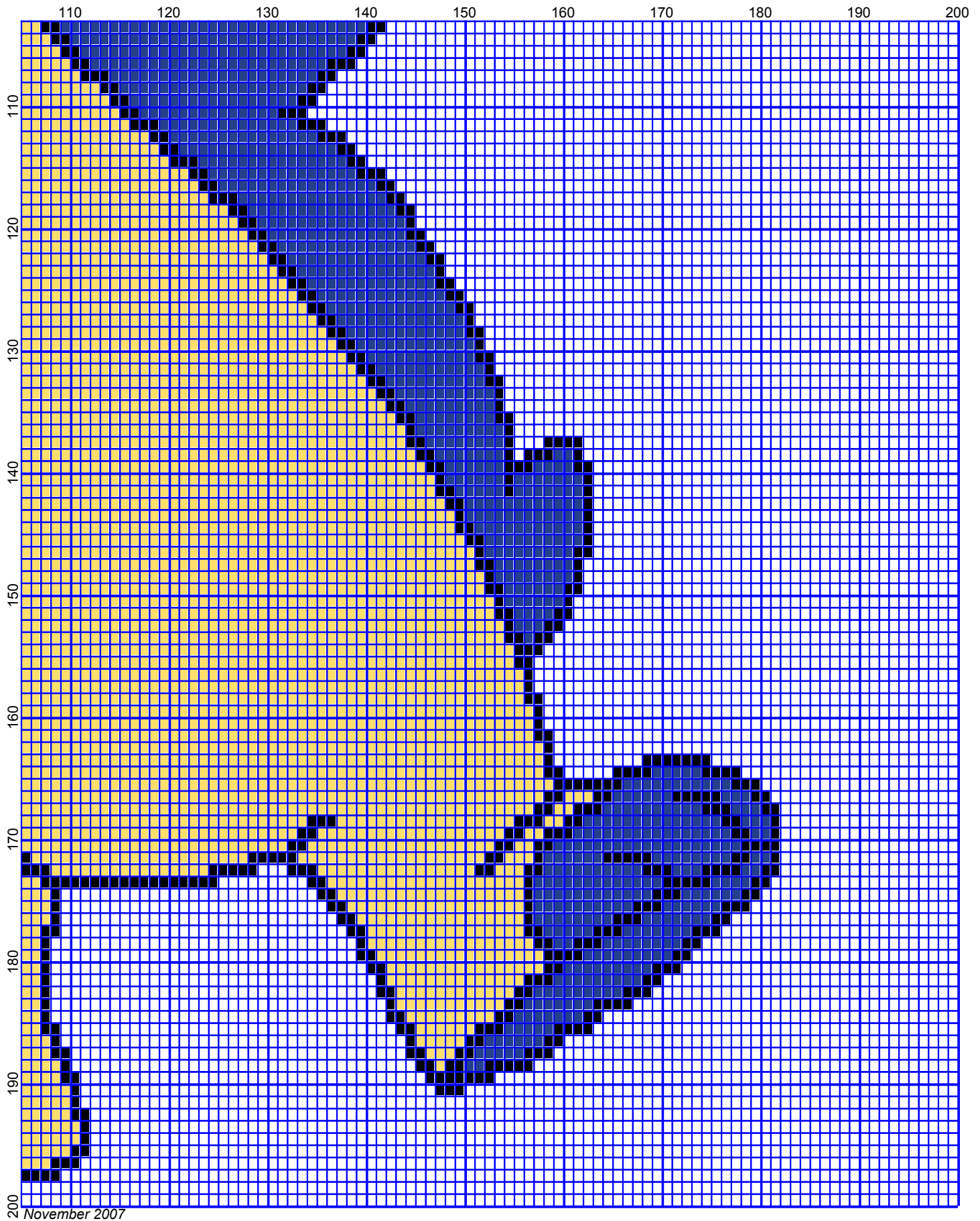


November 2007



November 2007









November 2007

Pablo- Backyardigans

Author: Donna Hammell
Copyright: November 2007
Website: www.geocities.com/crochetshoppe/index.html
Grid Size: 200W x 200H
Design Area: 18.10" x 24.25" (181 x 194 stitches)

Legend:

 [2] DMC 310 black	 [2] DMC 797 royal blue	 [2] DMC 3865 winter white
 [2] DMC 666 christmas red - br	 [2] DMC 743 yellow - md	 [2] DMC 776 pink - md

Instructions for using the graph.

GAUGE= 5 STS = 1"
4 ROWS = 1"

I USED SIZE "H" AFGHAN HOOK,USE WHATEVER SIZE GIVES YOU THE CORRECT GAUGE. CAN BE DONE IN AFGHAN STITCH OR SINGLE CROCHET.

EACH SQUARE ON THE GRAPH REPRESENTS 1 STITCH. FOR SINGLE CROCHET READ THE CHART FROM RIGHT TO LEFT, THEN LEFT TO RIGHT. IF USING AFGHAN STITCH ALWAYS READ FROM THE RIGHT.

TO START: CHAIN ONE MORE STITCH THAN GRAPH.

YOU WILL NEED TO ADD STITCHES TO MAKE THE PIECE WIDER, AND ADD ROWS TO MAKE IT LONGER. THE DESIGN IS CENTERED, SO ADD STITCHES EVENLY TO BOTH SIDES.

ESTIMATED YARN NEEDED:

BLACK ; 3 OUNCES

WHITE: 1 OUNCES

RED: 1 OUNCES

BLUE: 9 OUNCES

YELLOW: 6 OUNCES

PINK: 1 OUNCE

BACKGROUND COLOR: 25 OUNCES