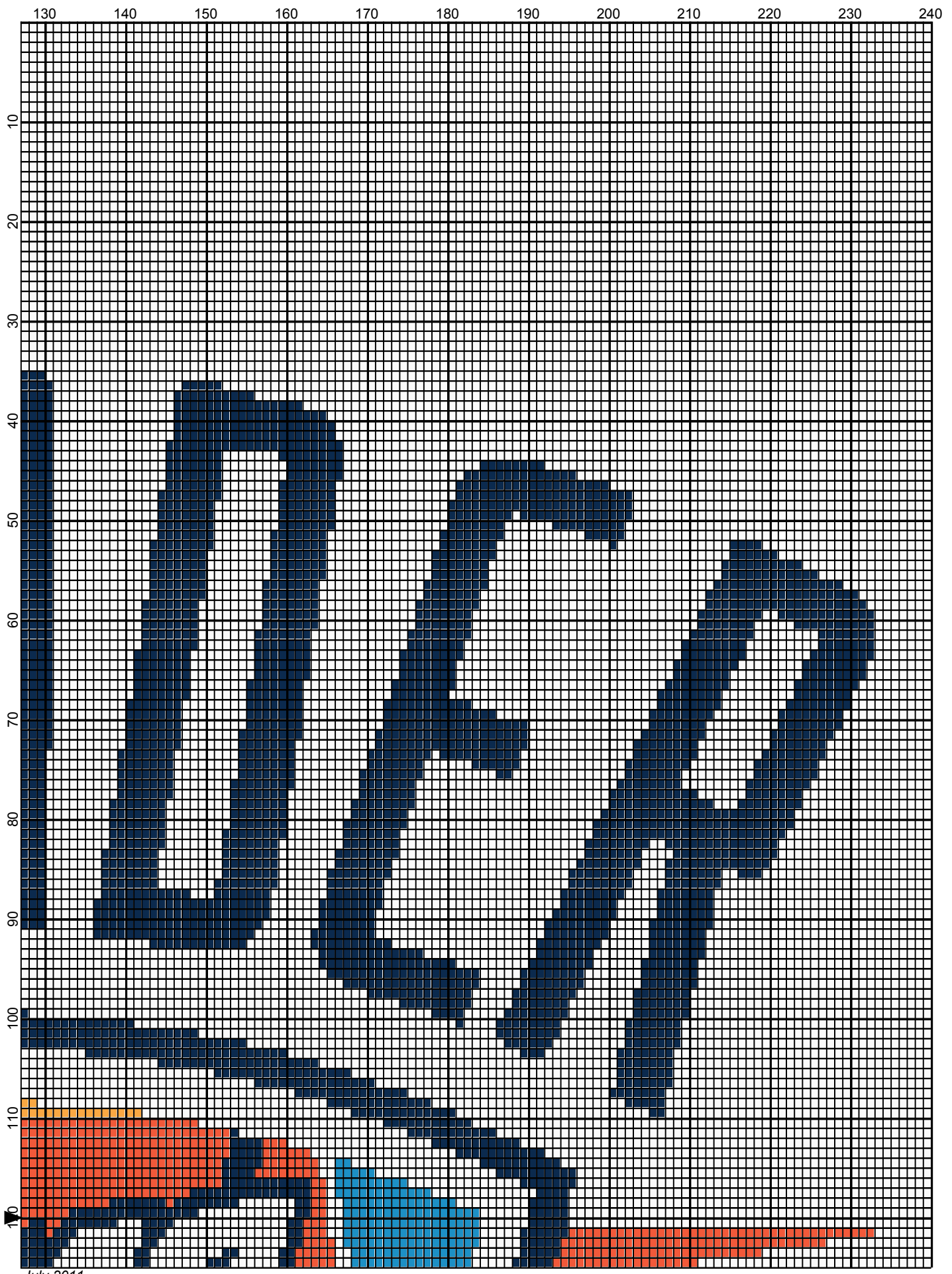
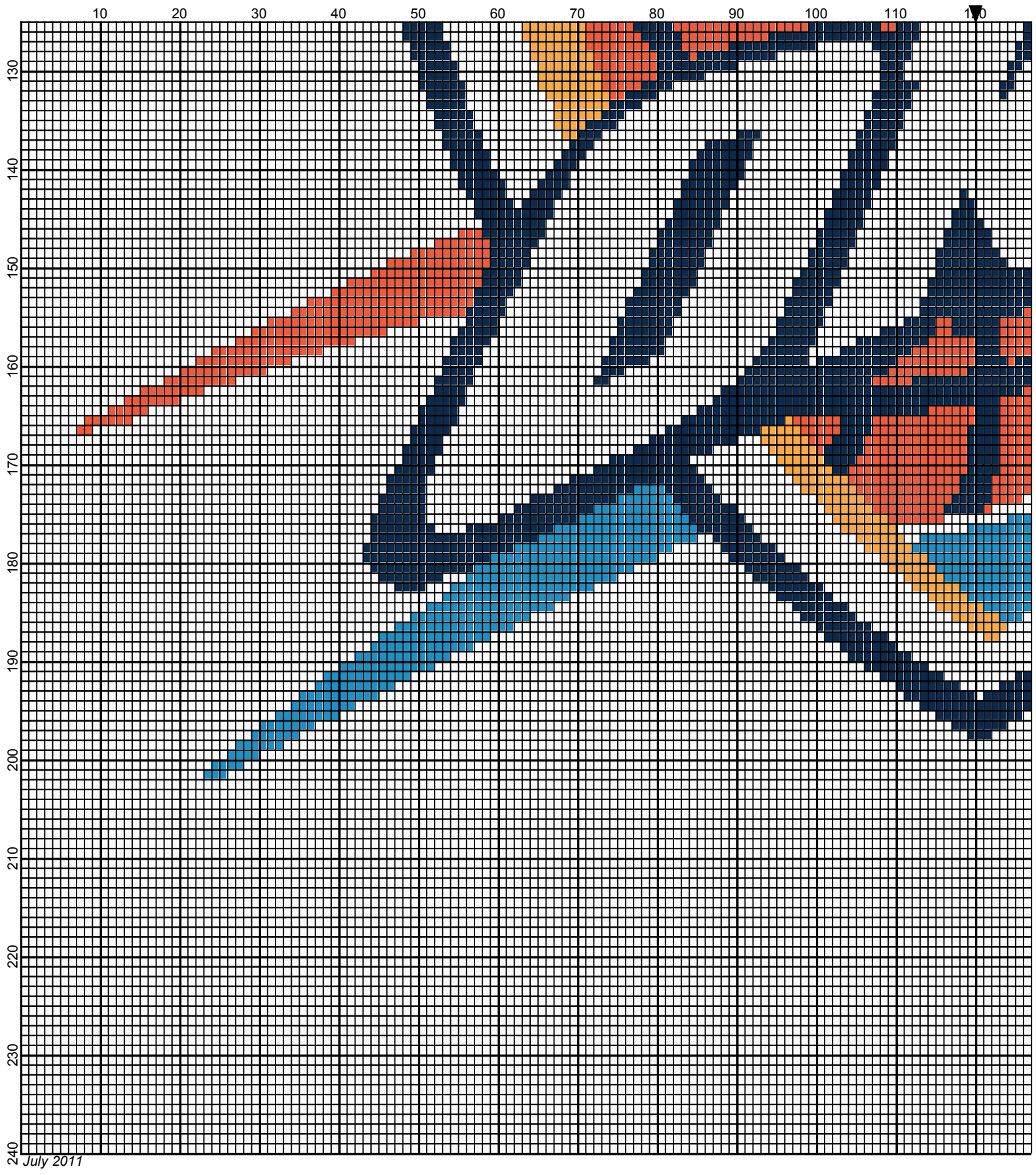





July 2011



July 2011



July 2011








July 2011

# OKC\_thunder

---

**Author:** Donna Hammell  
**Copyright:** July 2011  
**Website:** www.donnascrochetshoppe.com  
**Grid Size:** 240W x 240H  
**Design Area:** 24.00" x 30.00" (240 x 240 stitches)

**Legend:**  
 [2] 001 RH245 Orange       [2] 001 RH253 Tangerine       [2] 001 RH827 Lt. Periwinkle  
 [2] 001 RH853 Soft Navy       [2] 001 rh001 White

Instructions for using the graph.

GAUGE= 5 STS = 1"  
4 ROWS = 1"

I USED SIZE "H" AFGHAN HOOK, USE WHATEVER SIZE GIVES YOU THE CORRECT GAUGE. CAN BE DONE IN AFGHAN STITCH OR SINGLE CROCHET.

EACH SQUARE ON THE GRAPH REPRESENTS 1 STITCH. FOR SINGLE CROCHET READ THE CHART FROM RIGHT TO LEFT, THEN LEFT TO RIGHT. IF USING AFGHAN STITCH ALWAYS READ FROM THE RIGHT.

TO START: CHAIN ONE MORE STITCH THAN GRAPH.

YOU WILL NEED TO ADD STITCHES TO MAKE THE PIECE WIDER, AND ADD ROWS TO MAKE IT LONGER. THE DESIGN IS CENTERED, SO ADD STITCHES EVENLY TO BOTH SIDES.

ESTIMATED YARN NEEDED:  
SOFT NAVY ; 10 OUNCES  
WHITE: 45 OUNCES  
TANGERINE: 2 OUNCES  
LT PERIWINKLE: 2 OUNCES  
ORANGE: 1 OUNCE