



October 2011



October 2011











October 2011

mossy_oak_obsession

Author: Donna Hammell
Copyright: October 2011
Website: www.donnascrochetshoppe.com
Grid Size: 200W x 200H
Design Area: 20.00" x 25.00" (200 x 200 stitches)

Legend:

 [2] 001 RH012 Black	 [2] 001 RH412 Silver	 [2] 001 RH902 Jockey Red
 [2] 001 RH686 Paddy Green	 [2] 001 rh001 White	 [2] 001 RH622 Pale Sage

Instructions for using the graph.

GAUGE= 5 STS = 1"
4 ROWS = 1"

I USED SIZE "H" AFGHAN HOOK,USE WHATEVER SIZE GIVES YOU THE CORRECT GAUGE. CAN BE DONE IN AFGHAN STITCH OR SINGLE CROCHET.

EACH SQUARE ON THE GRAPH REPRESENTS 1 STITCH. FOR SINGLE CROCHET READ THE CHART FROM RIGHT TO LEFT, AND THEN LEFT TO RIGHT. IF USING AFGHAN STITCH ALWAYS READ FROM THE RIGHT.

TO START: CHAIN ONE MORE STITCH THAN GRAPH.

YOU WILL NEED TO ADD STITCHES TO MAKE THE PIECE WIDER, AND ADD ROWS TO MAKE IT LONGER. THE DESIGN IS CENTERED, SO ADD STITCHES EVENLY TO BOTH SIDES.

ESTIMATED YARN NEEDED:

BLACK ; 2 OUNCES
GREEN: 3 OUNCES
WHITE:28 OUNCES
SILVER: 7 OUNCES
RED: 2 OUNCES
PALE SAGE: 1 OUNCE