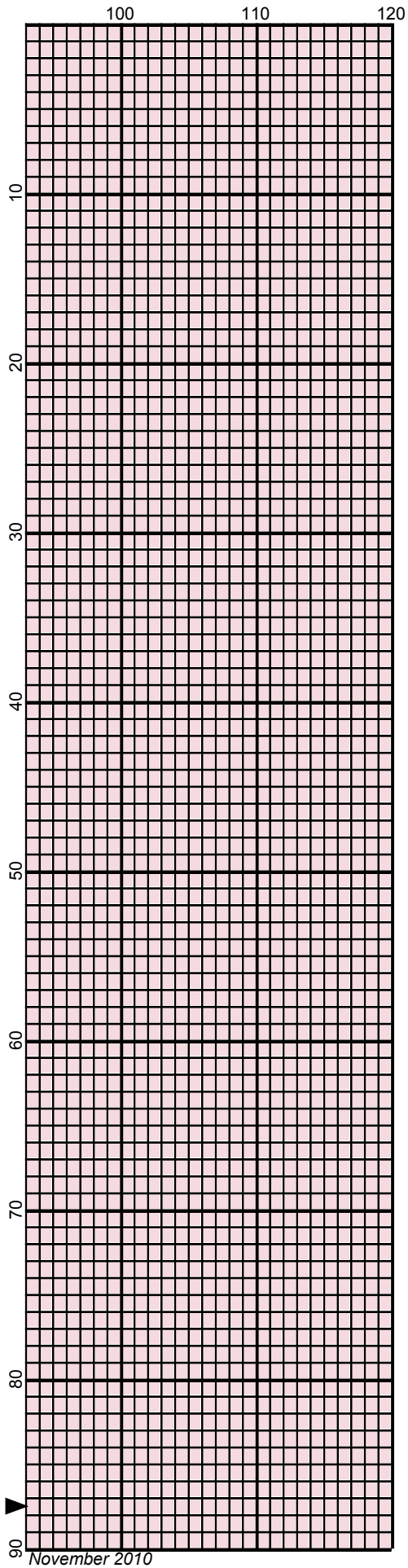


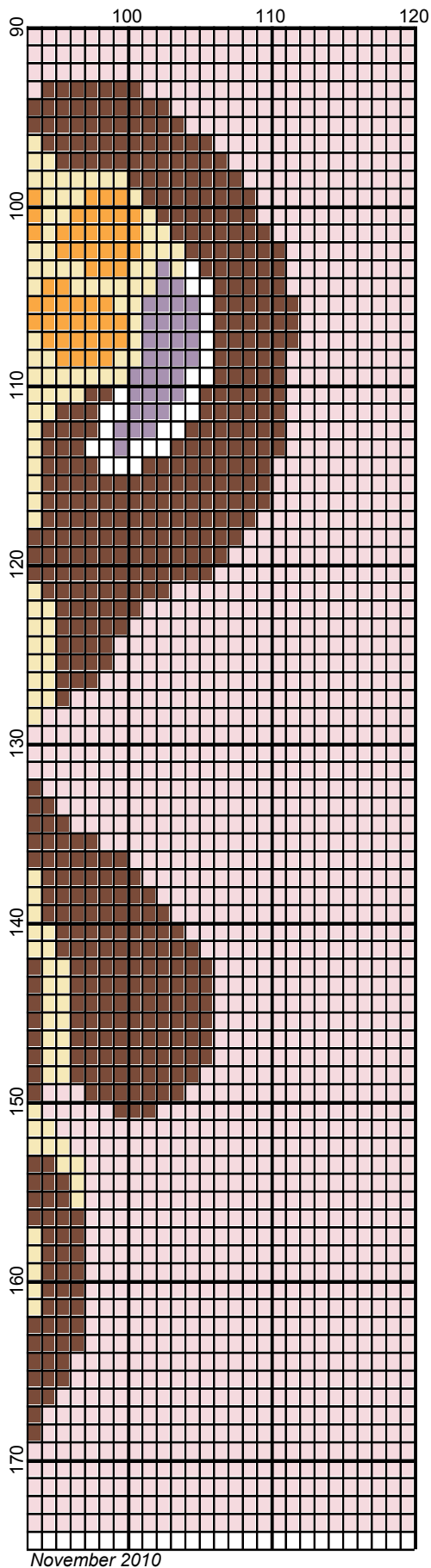
Monkey by Donna Hammell



November 2010



November 2010




November 2010

# Monkey

---

**Author:** Donna Hammell  
**Copyright:** November 2010  
**Website:** www.donnascrochetshoppe.com  
**Grid Size:** 120W x 175H  
**Design Area:** 12.00" x 21.75" (120 x 174 stitches)

## Legend:

 [2] 001 RH339 Medium Brown  
 [2] 001 RH735 Light Cassis  
 [2] 001 RH686 Paddy Green

 [2] 001 RH579 Light Lavendar  
 [2] 001 RH719 Lily Pink  
 [2] 001 RH111 Eggshell

 [2] 001 RH245 Orange

Instructions for using the graph.

GAUGE= 5 STS = 1"  
4 ROWS = 1"

I USED SIZE "H" AFGHAN HOOK,USE WHATEVER SIZE GIVES YOU THE CORRECT GAUGE. CAN BE DONE IN AFGHAN STITCH OR SINGLE CROCHET.

EACH SQUARE ON THE GRAPH REPRESENTS 1 STITCH. FOR SINGLE CROCHET READ THE CHART FROM RIGHT TO LEFT, AND THEN LEFT TO RIGHT. IF USING AFGHAN STITCH ALWAYS READ FROM THE RIGHT.

TO START: CHAIN ONE MORE STITCH THAN GRAPH.

YOU WILL NEED TO ADD STITCHES TO MAKE THE PIECE WIDER, AND ADD ROWS TO MAKE IT LONGER. THE DESIGN IS CENTERED, SO ADD STITCHES EVENLY TO BOTH SIDES.

ESTIMATED BERNAT SUPER VALUE YARN NEEDED:

BACKGROUND ;15 OUNCES  
MEDIUM BROWN:4 OUNCES  
LT CASSIS :1 OUNCE  
EGGSHELL : 2 OUNCES  
PADDY GREEN: 1 OUNCE  
LT LAVENDAR: 1 OUNCE  
ORANGE : 1 OUNCE