







# moana\_50x50

---

**Author:** Donna Hammell  
**Company:** Donna's Crochet Shoppe  
**Copyright:** August 2017  
**Website:** www.donnascrochetshoppe.com  
**Grid Size:** 50W x 50H  
**Design Area:** 5.00" x 6.25" (50 x 50 stitches)

## Legend:

	[2] RHS	312	Black		[2] RHC	319	Cherry Red		[2] RHC	001	White
	[2] RHC	0336	Warm Brown		[2] RHC	0848	Skipper Blue		[2] RHC	003	Off White

Instructions for using the graph.

GAUGE= 5 STS = 1"  
4 ROWS = 1"

I USED SIZE "H" AFGHAN HOOK,USE WHATEVER SIZE GIVES YOU THE CORRECT GAUGE. CAN BE DONE IN AFGHAN STITCH OR SINGLE CROCHET.

EACH SQUARE ON THE GRAPH REPRESENTS 1 STITCH. FOR SINGLE CROCHET READ THE CHART FROM RIGHT TO LEFT, AND THEN LEFT TO RIGHT. IF USING AFGHAN STITCH ALWAYS READ FROM THE RIGHT.

TO START: CHAIN ONE MORE STITCH THAN GRAPH.

BACKGROUND: 24 OUNCES

BLACK: 8 OUNCES

WARM BROWN: 4 OUNCES

RED: SMALL AMT

PINK: 1 OUNCE

NICKEL: SMALL AMT

BLUE: SMALL AMT

WHITE: 1 OUNCE

SEA CORAL: 1 OUNCE

CORNMEAL: 2 OUNCES

FLAMINGO: SMALL AMT

ORANGE: 1 OUNCE

ESTIMATED YARN NEEDED:

YELLOW 1 OUNCE

SKIPPER BLUE: 2 OUNCES

RED: 2 OUNCES

BLACK: 2 OUNCES

WHITE: 1 OUNCE

LT PERIWINKLE: 10 OUNCES