



February 2010



February 2010











February 2010

# baby\_mickey\_sleeping

---

**Author:** Donna Hammell  
**Copyright:** February 2010  
**Website:** www.donnascrochetshoppe.com  
**Grid Size:** 150W x 150H  
**Design Area:** 14.10" x 8.88" (141 x 71 stitches)

**Legend:**

 [2] 001 RH012 Black	 [2] 001 RH815 Pale Blue	 [2] 001 RH849 Olympic Blue	 [2] 001 rh001 White
 [2] 001 rhcorn Cornmeal	 [2] 001 RH230 Yellow	 [2] 001 RH300 Light Grey	

Instructions for using the graph.

GAUGE= 4 STS = 1"  
4 ROWS = 1"

I USED SIZE "H" AFGHAN HOOK,USE WHATEVER SIZE GIVES YOU THE CORRECT GAUGE. CAN BE DONE IN AFGHAN STITCH OR SINGLE CROCHET.

EACH SQUARE ON THE GRAPH REPRESENTS 1 STITCH. FOR SINGLE CROCHET READ THE CHART FROM RIGHT TO LEFT, AND THEN LEFT TO RIGHT. IF USING AFGHAN STITCH ALWAYS READ FROM THE RIGHT.

TO START: CHAIN ONE MORE STITCH THAN GRAPH.

IF YOU NEED TO MAKE THE PIECE WIDER ADD AN EVEN NUMBER OF STITCHES TO BOTH SIDES, AND ADD ROWS TO MAKE IT LONGER. THE DESIGN IS CENTERED, SO ADD STITCHES EVENLY TO BOTH SIDES.

ESTIMATED YARN NEEDED:  
WHITE:SMALL AMT  
CORNMEAL: 1 OUNCE  
BLACK: 2 OUNCES  
PALE BLUE: 1 OUNCE  
YELLOW: SMALL AMT  
OLYMPIC BLUE: 1 OUNCE  
LIGHT GREY:3 OUNCES  
BACKGROUND: 17 OUNCES