

10

20

30



50

60

70

80

10

20

30

40

50

60

70

80








December 2016

# miami\_heat\_burnie\_80x84

---

**Author:** Donna Hammell  
**Company:** Donna's Crochet Shoppe  
**Copyright:** December 2016  
**Website:** www.donnascrochetshoppe.com  
**Grid Size:** 80W x 84H  
**Design Area:** 8.00" x 10.50" (80 x 84 stitches)

## Legend:

 [2] RHC 312 Black	 [2] RHC 245 Orange	 [2] RHC 762 Claret	 [2] RHC 0622 Pale Sage
 [2] RHC 0253 Tangerine	 [2] RHC 686 Paddy Green	 [2] RHC 001 White	

Instructions for using the graph.

GAUGE= 5 STS = 1"  
4 ROWS = 1"

I USED SIZE "H" AFGHAN HOOK, USE WHATEVER SIZE GIVES YOU THE CORRECT GAUGE. CAN BE DONE IN AFGHAN STITCH OR SINGLE CROCHET.

EACH SQUARE ON THE GRAPH REPRESENTS 1 STITCH. FOR SINGLE CROCHET READ THE CHART FROM RIGHT TO LEFT, AND THEN LEFT TO RIGHT. IF USING AFGHAN STITCH ALWAYS READ FROM THE RIGHT.

TO START: CHAIN ONE MORE STITCH THAN GRAPH.

WHITE: 1 OUNCE  
TANGERINE: 2 OUNCES  
ORANGE: SMALL AMT  
BLACK: 2 OUNCES  
GREEN: 1 OUNCE  
CLARET: 1 OUNCE  
BACKGROUND: 6 OUNCES