



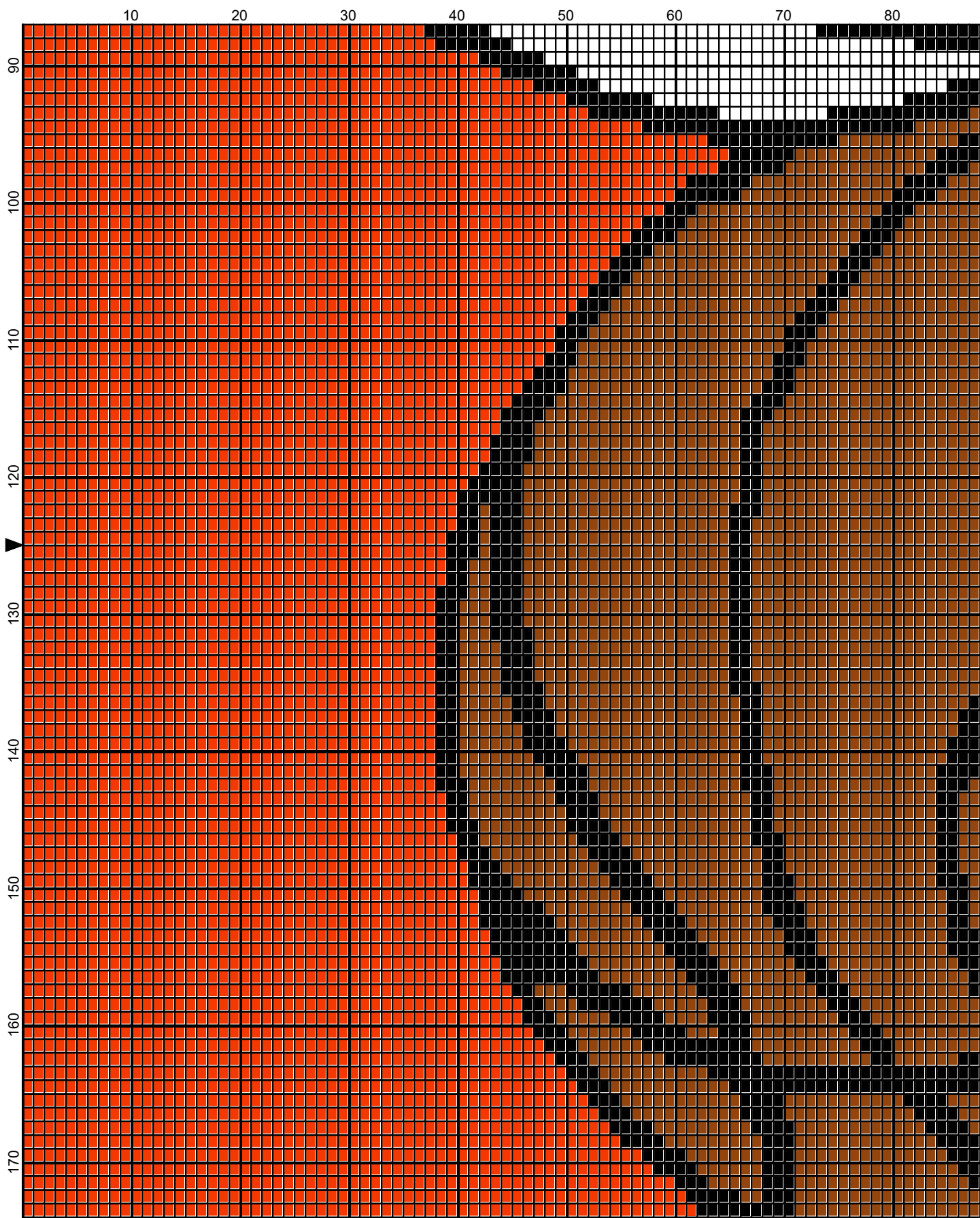
May 2019



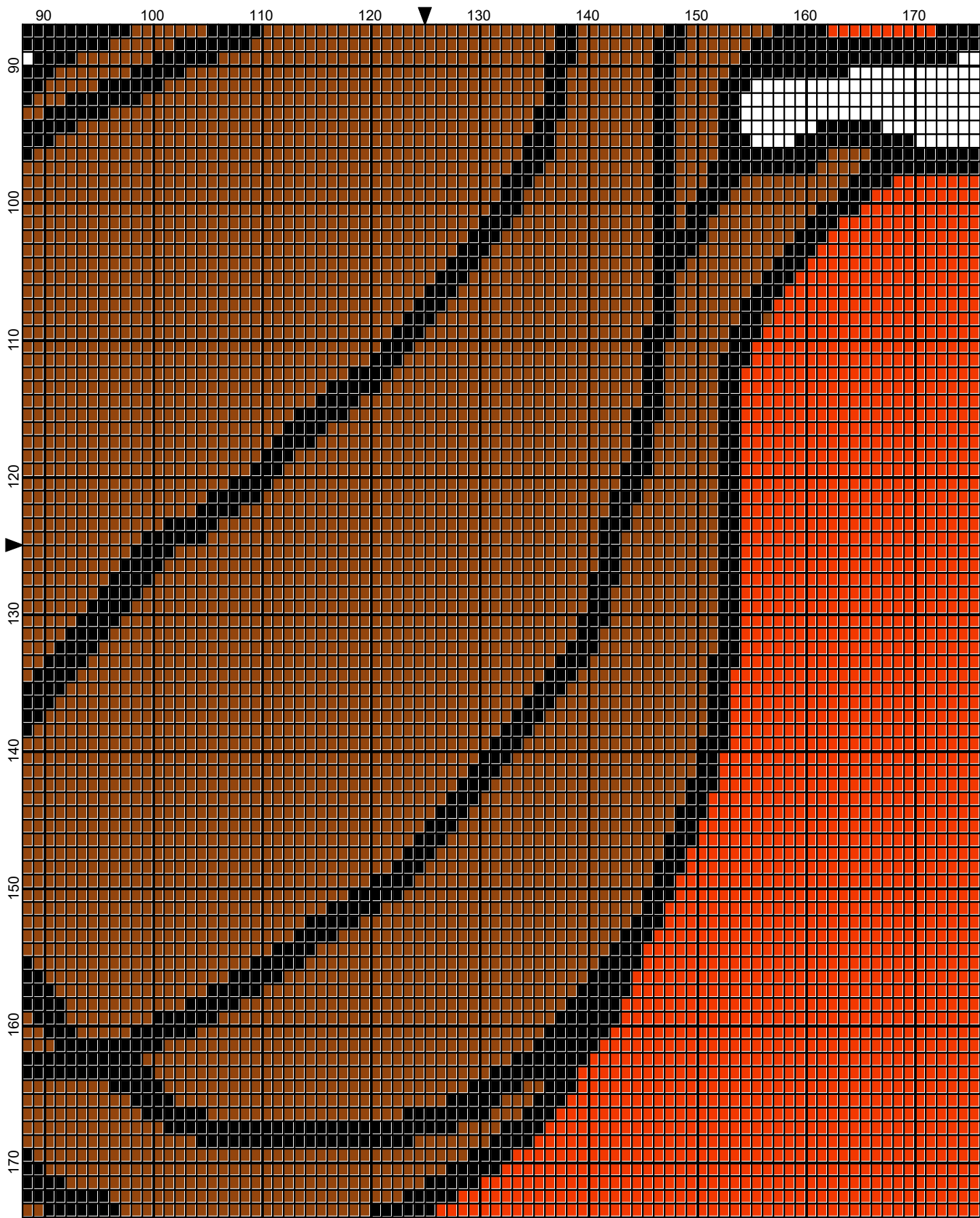
May 2019




May 2019



May 2019





May 2019



May 2019












miami_heat_250x250

Author: Donna Hammell
Copyright: May 2019
Website: www.donnascrochetshoppe.com
Grid Size: 250W x 250H
Design Area: 25.00" x 31.25" (250 x 250 stitches)

Legend:

 [2] RHS 254 Pumpkin  [2] RHS 312 Black  [2] RHS 311 WHITE
 [2] RHS 256 Carrot  [2] RHS 3251 FLAME

Instructions for using the graph.

GAUGE= 5 STS = 1"
4 ROWS = 1"

I USED SIZE "H" AFGHAN HOOK, USE WHATEVER SIZE GIVES YOU THE CORRECT GAUGE. CAN BE DONE IN AFGHAN STITCH OR SINGLE CROCHET.

EACH SQUARE ON THE GRAPH REPRESENTS 1 STITCH. FOR SINGLE CROCHET READ THE CHART FROM LEFT TO RIGHT. IF USING AFGHAN STITCH ALWAYS READ FROM THE RIGHT.

TO START: CHAIN ONE MORE STITCH THAN GRAPH.

YOU WILL NEED TO ADD STITCHES TO MAKE THE PIECE WIDER, AND ADD ROWS TO MAKE IT LONGER. THE DESIGN IS CENTERED, SO ADD STITCHES EVENLY TO BOTH SIDES.

ESTIMATED YARN NEEDED:

BLACK : 12 OUNCES
FLAME/TANGERINE : 54 OUNCES
WHITE: 4 OUNCES
CARROT: 12 OUNCES
ORANGE/PUMPKIN: 1 OUNCE
ORANGE: 1 OUNCE