

10

20

30

40

50

60

70

80

10

20

30


40


50

60

70

80






February 2016



February 2016








February 2016

miami_heat_160x110

Author: Donna Hammell
Copyright: February 2016
Website: www.donnascrochetshoppe.com
Grid Size: 160W x 160H
Design Area: 16.00" x 20.00" (160 x 160 stitches)

Legend:

 [2] RHC 312 Black  [2] RHC 902 Jockey Red  [2] RHC 0230 Yellow
 [2] RHC 0253 Tangerine  [2] RHC 001 White

Instructions for using the graph.

GAUGE= 5 STS = 1"
4 ROWS = 1"

I USED SIZE "H" AFGHAN HOOK, USE WHATEVER SIZE GIVES YOU THE CORRECT GAUGE. CAN BE DONE IN AFGHAN STITCH OR SINGLE CROCHET.

EACH SQUARE ON THE GRAPH REPRESENTS 1 STITCH. FOR SINGLE CROCHET READ THE CHART FROM RIGHT TO LEFT, AND THEN LEFT TO RIGHT. IF USING AFGHAN STITCH ALWAYS READ FROM THE RIGHT.

TO START: CHAIN ONE MORE STITCH THAN GRAPH.

WHITE: 1 OUNCE
YELLOW: SMALL AMT
RED: 3 OUNCES
BLACK: 6 OUNCES
ORANGE: 26 OUNCES