









# mexico\_flag\_200x200



---

**Author:** Donna Hammell  
**Copyright:** September 2023  
**Website:** [www.donnascrochetshoppe.com](http://www.donnascrochetshoppe.com)  
**Grid Size:** 200W x 200H  
**Design Area:** 20.00" x 25.00" (200 x 200 stitches)

## Legend:

 [2] RHS 321 Gold  
 [2] RHS 390 Hot Red  
 [2] RHS 368 Paddy Green

 [2] RHS 312 Black  
 [2] RHS 886 Blue  
 [2] RHS 360 Cafe Latte

 [2] RHS 406 Medium Thyme  
 [2] RHS 311 WHITE

Instructions for using the graph.

GAUGE= 5 STS = 1"  
4 ROWS = 1"

I USED SIZE "H" AFGHAN HOOK,USE WHATEVER SIZE GIVES YOU THE CORRECT GAUGE. CAN BE DONE IN AFGHAN STITCH OR SINGLE CROCHET.


EACH SQUARE ON THE GRAPH REPRESENTS 1 STITCH. FOR SINGLE CROCHET READ THE CHART FROM RIGHT TO LEFT, AND THEN LEFT TO RIGHT. IF USING AFGHAN STITCH ALWAYS READ FROM THE RIGHT.

TO START: CHAIN ONE MORE STITCH THAN GRAPH.


IF YOU NEED TO MAKE THE PATTERN LARGER ADD STITCHES EVENLY TO BOTH SIDES OR ADD ROWS EVENLY ABOVE AND BELOW.

ESTIMATED YARN NEEDED:


GOLD:8 YDS  
RED: 720 YDS  
PADDY GREEN: 731 YDS  
BLACK: 115 YDS  
BLUE: 7 YDS  
CAFE: 32 YDS  
MED. THYME: 5 YDS  
WHITE: 873 YDS



September 2023



September 2023




September 2023





September 2023



September 2023



