


September 2012















# mexico flag

---

**Author:** Donna Hammell  
**Copyright:** September 2012  
**Website:** www.donnascrochetshoppe.com  
**Grid Size:** 250W x 250H  
**Design Area:** 25.00" x 25.00" (250 x 250 stitches)

## Legend:

 [2] SSE SSE312 Black	 [2] SSE SSE672 Spring Green	 [2] SSE SSE322 Pale Yellow
 [2] SSE SSE368 Paddy Green	 [2] SSE SSE321 Gold	 [2] SSE SSE385 Royal
 [2] SSE SSE390 Hot Red	 [2] SSE SSE656 Real Teal	
 [2] SSE SSE311 White	 [2] SSE SSE336 Warm Brown	

Instructions for using the graph.

GAUGE= 5 STS = 1"  
4 ROWS = 1"

I USED SIZE "H" AFGHAN HOOK,USE WHATEVER SIZE GIVES YOU THE CORRECT GAUGE. CAN BE DONE IN AFGHAN STITCH OR SINGLE CROCHET.

EACH SQUARE ON THE GRAPH REPRESENTS 1 STITCH. FOR SINGLE CROCHET READ THE CHART FROM RIGHT TO LEFT, AND THEN LEFT TO RIGHT. IF USING AFGHAN STITCH ALWAYS READ FROM THE RIGHT.

TO START: CHAIN ONE MORE STITCH THAN GRAPH.

YOU WILL NEED TO ADD STITCHES TO MAKE THE PIECE WIDER, AND ADD ROWS TO MAKE IT LONGER. THE DESIGN IS CENTERED, SO ADD STITCHES EVENLY TO BOTH SIDES.

ESTIMATED RED HEART YARN NEEDED:

BLACK ;2 OUNCES

PALE YELLOW: SMALL AMT

BLUE: SMALL AMT

WHITE:18 OUNCES

PADDY GREEN: 21 OUNCES

RED:21 OUNCES

SPRING GREEN: SMALL AMT

GOLD: SMALL AMT

TEAL: SMALL AMT

WARM BROWN: 1 OUNCE